



Your Professional Choice



ABOUT US

SATA hand tool program is one of the leading hand tool brands owned by Apex Tool Group. Apex Tool Group was formed in July 2010 as a joint venture combining two world premier tool manufacturers: Danaher Tool Group and Cooper Tools. Together the two businesses will offer industrial, commercial and do-it-yourself customers an unparalleled selection of over 30 leading brands amongst many others, including Crescent, GEARWRENCH, Nicholson, SATA, ARMSTRONG, Weller.

Headquarters at Sparks (North of Baltimore), Maryland USA, Apex Tool Group operates in more than 30 countries around the world, employees totaled to 7,600 with annual revenues at approximately USD1.2billion. More details can be found at this website, www.apextoolgroup.com

Guided by a strong team of seasoned industry executives, the new Company is dedicated to providing its customers with outstanding products, timely delivery, and customer service that is second to none. Apex Tool Group is committed to product innovation driven by listening to our customers and continuous improvement in everything we do. Through focusing on our **Our Core Values** below, Apex Tool Group is able to compete efficiently and effectively on a global basis.

- **Customers come first.** Our first priority is exceeding customer expectations for quality, delivery, value, and innovation.
- **Integrity in all we do.** Integrity is the key to build strong relationships with co-workers, customers, suppliers, sales channel partners, and our communities.
- **Continuous improvement in every aspect of our business.** Implement and sustain safe, lean processes to drive out waste and improve productivity.
- **Innovation for growth.** Creative ideas implemented with speed keep us ahead.
- **Best talent – one team.** Our employees are high performing, entrepreneurial individuals who know how to win as a team.

We aim to continually exceed industry growth rates through gaining share, aggressive new product development, international expansion, e-commerce initiatives and acquisition, bringing the hand tools industry to a new level.

Forging the INTERNATIONAL market with SATA Tools

SATA Tools are manufactured by one of the largest mechanic hand tools manufacturers in the world, Apex Tool Group which is poised to be a key player in the International market.

Widely used by professionals, SATA Tools are designed to cater for various industries usage from automotive repair workshop to plant maintenance and repair etc. SATA Tools offer wide range of items for your selection from individual open stock to comprehensive advanced set items. SATA Tools are your IDEAL choice!

SATA Tools meet or exceed ANSI standards and DIN standards with each piece offering exceptional value to you, at a very affordable price point.

SATA Tool manufacturing facilities are ISO 9001 certified and Apex Tool Group provides LIFETIME WARRANTY to SATA Tools.



Ratcheting Wrench.....04

- XL X-Beam®
- Combination
- Double Box
- Reversible
- Flex Head
- XL Locking Flex Head
- Adapter



Pass-Thru® Ratchet & Socket System.....18



Socket & Drive Tool.....20



Impact Socket.....54




Wrench.....62

- XL X-Beam®
- Combination Offset Box End
- Deep Offset Double Box End
- Combination
- Double Open End / Box End
- Adjustable Wrench
- Double Socket
- Flex Head / Flex Socket
- Flare Nut
- Stubby
- Pipe Wrench
- Torque Wrench



Pliers, Crimping Tool, Snips, Cutter.....83

- Long Nose
- Diagonal
- Linesman
- Groove Joint
- Slip Joint
- Snap Ring
- Crimping Tool
- Cutter



Screwdriver & Nut Driver.....98

- Slotted
- Phillips
- Torx
- Nut Driver
- Insulated




Hex Key.....108

- Extra Long
- Extra Long Ball Point
- Torx
- T-Handle



Punches & Hammer.....115

- Punches
- Ball Pein
- Claw
- Engineers
- Finishing
- Soft / Head Plastic



Auto Specialty Tool.....121



Tool Storage.....130

- Tool Storage
- Tool Storage - Tray Set



Other Accessories.....144



Display Unit.....146

- Display Shelf
- Socket Dispenser

Product Number Index.....148

Product Description Index.....150


The SATA ratcheting wrench has the benefits of a ratchet and more.

The strong fine gear ratcheting box end needs as little as 5° of sweep to move a fastener, and a standard fixed box end needs a minimum of 30° or 6 times the area.

The ultra small head shank design allows it into the tightest places, where a ratchet and socket will not fit. The ratcheting box end comes with Surface Drive® configuration that nearly eliminates fastener rounding. With the special accessory adapters, it becomes a fine gear ratchet that does not require special sockets.

All SATA ratcheting wrench products are designed and manufactured to the highest standards, with over 100 million units been "Professionally Tested" all over the world.

All SATA ratcheting wrench ratcheting wrenches are only available in mirror finished.



Length
 • Up to 25% longer to access those hard to reach fasteners

Stronger
 • Surface Drive Plus®
 - Provides stronger grip on fasteners
 - Reduces fastener rounding

Improved comfort
 • Up to a 500% increase in surface contact area (vs. a standard handle wrench) to reduce hand fatigue

Strength
 • Improved box end strength
 • Surface Drive® reduces fastener rounding



ACCESS
 The wider, super-strong crossbeam increases contact area with your hand by 500% over traditional wrenches.



DESIGN
 Forges at a 90-degree angle from the other end, and the tapered handle is thicker on both sides than a standard wrench.



STRENGTH
 Surface Drive Plus® provides a stronger grip on fasteners.

6 Ratcheting Wrench - Combination



Productivity

- Ratcheting box end needs as little as 5° to move fastener VS. 30° for standard box end wrenches

Access

- Sleek head design enables access to tight spots where a ratchet will not fit

Strength

- Surface Drive®
- Nearly eliminates fastener rounding

7 Ratcheting Wrench - Reversible

7



Productivity

- Ratcheting box end needs as little as 5° to move fastener VS. 30° for standard box end wrenches

Productivity

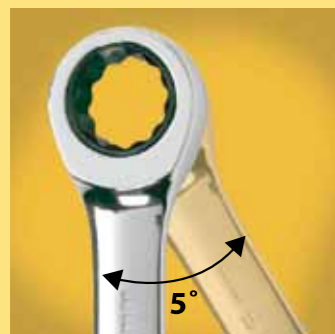
- Compact reversing lever (no need to remove from fastener to change direction)

Access

- 15° offset provides additional knuckle clearance


Strength

- Surface Drive® reduces fastener rounding



PRODUCTIVITY

5° ratcheting arc VS. 30° on standard combination wrenches.



ACCESS

Sleek head design enables access to tight spots where a ratchet will not fit.




STRENGTH

Surface Drive® provides a stronger grip on fasteners.



PRODUCTIVITY

Reversing lever allows you to switch motion from left to right without removing the wrench.



DESIGN

15° offset allows for safe operation above the work surface, providing additional knuckle clearance.



ACCESS

Sleek head design enables access to tight spots where a ratchet will not fit.

Ratcheting Wrench - Flex Head

Strength

- Surface Drive® reduces fastener rounding

Access

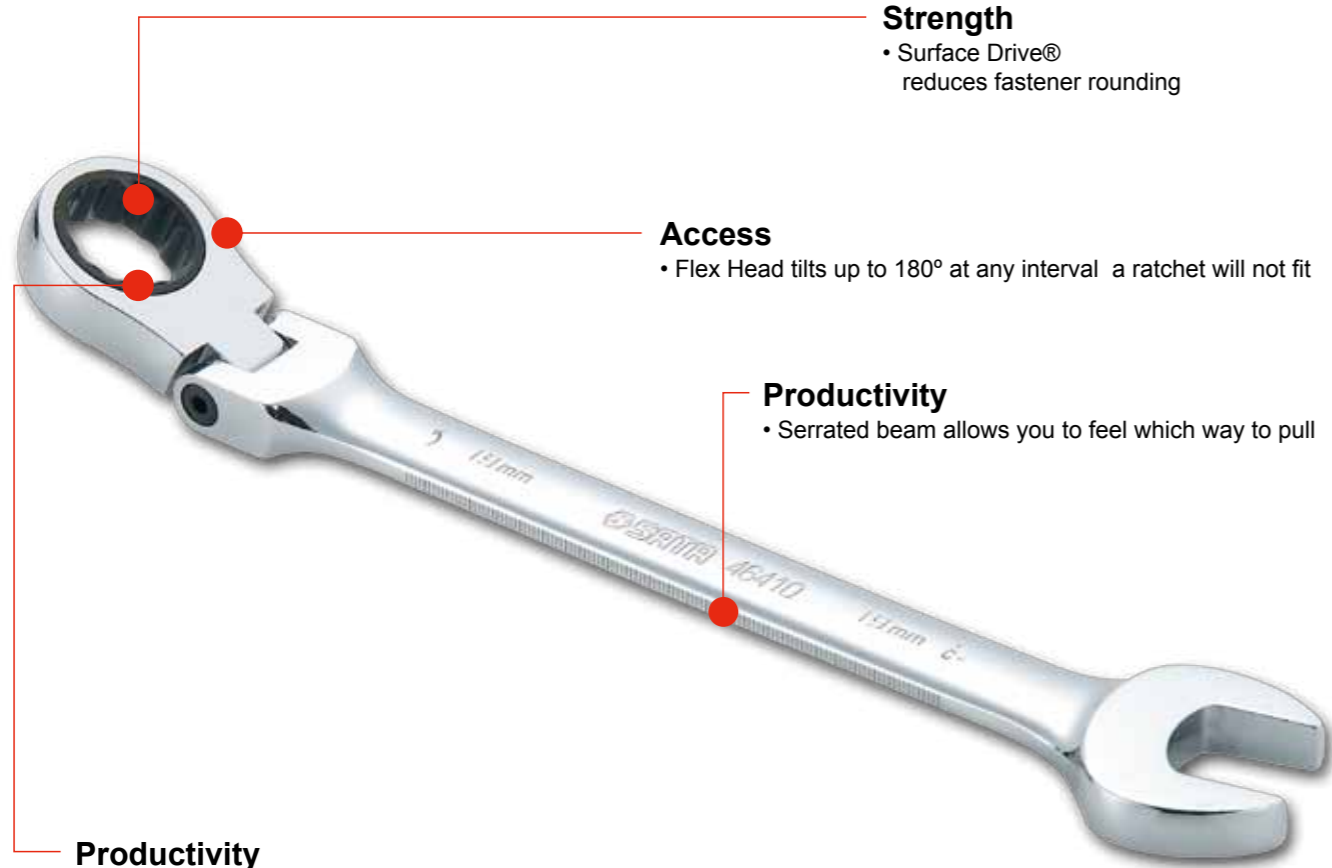
- Flex Head tilts up to 180° at any interval a ratchet will not fit

Productivity

- Serrated beam allows you to feel which way to pull

Productivity

- Ratcheting box end needs as little as 5° to move fastener VS. 30° for standard box end wrenches



Ratcheting Wrench - XL Locking Flex Head

Productivity

- Ratcheting box end needs as little as 5° to move fastener VS. 30° for standard box end wrenches

Access

- 13 locking positions with flexible head

Productivity

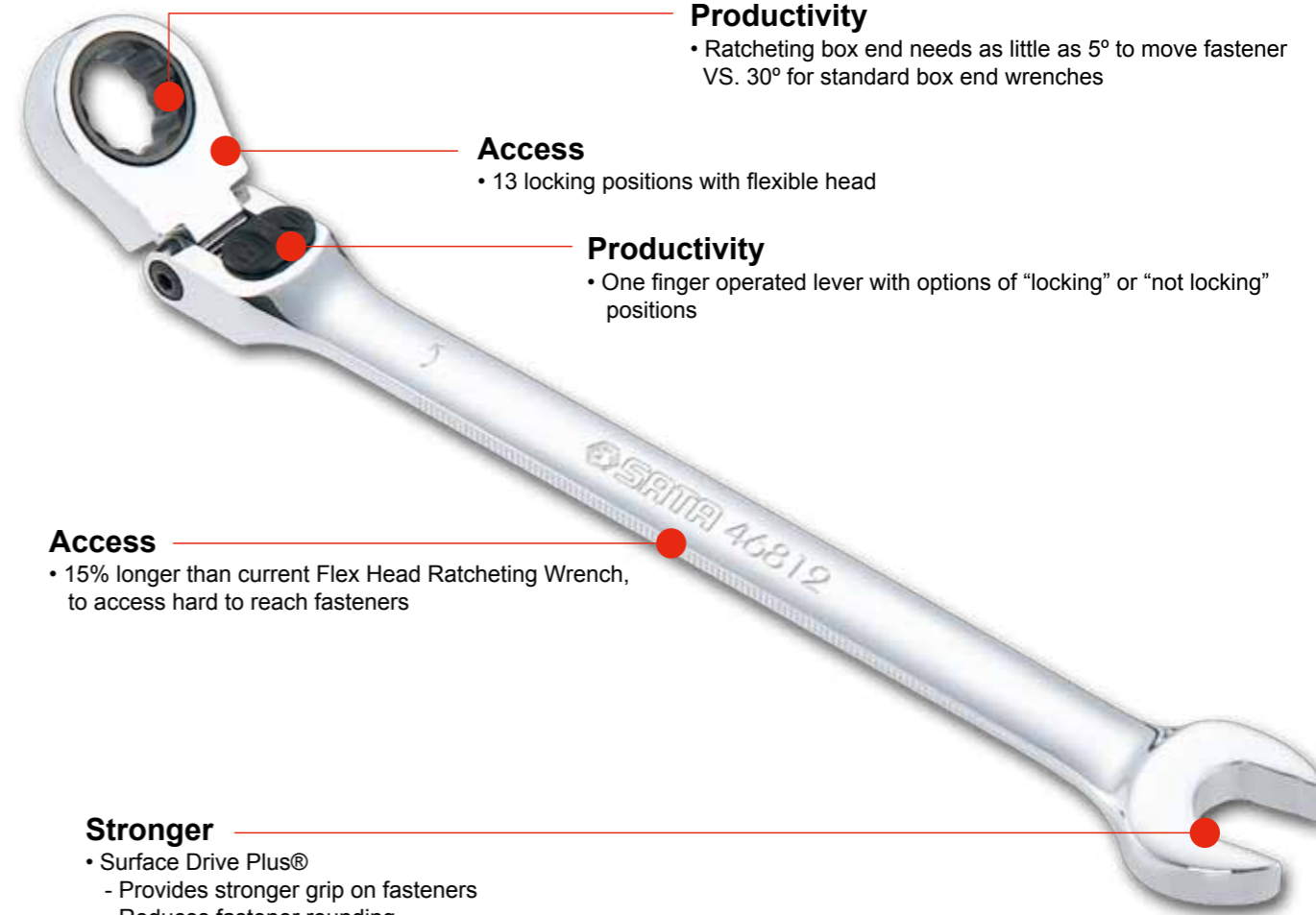
- One finger operated lever with options of "locking" or "not locking" positions

Access

- 15% longer than current Flex Head Ratcheting Wrench, to access hard to reach fasteners

Stronger

- Surface Drive Plus®
 - Provides stronger grip on fasteners
 - Reduces fastener rounding



PRODUCTIVITY

Serrated wrench beam allows you to feel which direction to pull.



ACCESS

Flex Head tilts up to 180° at any interval.



STRENGTH

Surface Drive® provides a stronger grip on fasteners.



PRODUCTIVITY

One finger operated lever with options of "locking" or "not locking" positions



ACCESS

Flexible head has thirteen locking positions and is up to 15% longer.



STRENGTH

Surface Drive Plus® provides a stronger grip on fasteners.

10 Ratcheting Wrench - Set

8PC. XL X-BEAM® SET (METRIC)

Part No.	Content		G.W.(kg)
08015	8PC.	4	7.6

DESCRIPTION:
8mm, 10mm, 12mm, 13mm,
14mm, 15mm, 17mm, 19mm



10PC. XL X-BEAM® SET (METRIC)

Part No.	Content		G.W.(kg)
08016	10PC.	4	9.3

DESCRIPTION:
8mm, 10mm, 12mm, 13mm,
14mm, 15mm, 16mm, 17mm,
18mm, 19mm



7PC. COMBINATION SET (S.A.E.)

Part No.	Content		G.W.(kg)
09023	7PC.	6	14.5

DESCRIPTION:
5/16", 3/8", 7/16", 1/2",
9/16", 5/8", 3/4"



7PC. COMBINATION SET (METRIC)

Part No.	Content		G.W.(kg)
09024	7PC.	6	14.5

DESCRIPTION:
8mm, 10mm, 12mm, 13mm,
14mm, 15mm, 18mm



Ratcheting Wrench - Set 11

7PC. COMBINATION SET (METRIC)

Part No.	Content		G.W.(kg)
09050	7PC.	5	8.0

DESCRIPTION:
8mm, 10mm, 12mm, 14mm,
17mm, 19mm, 22mm



5PC. COMBINATION SET (METRIC)

Part No.	Content		G.W.(kg)
09078	5PC.	12	10.0

DESCRIPTION:
10mm, 11mm, 12mm,
13mm, 14mm



8PC. COMBINATION SET (METRIC)

Part No.	Content		G.W.(kg)
09079	8PC.	5	7.0

DESCRIPTION:
8mm, 10mm, 11mm, 12mm,
13mm, 14mm, 17mm, 19mm



8PC. COMBINATION SET (METRIC)

Part No.	Content		G.W.(kg)
08008	8PC.	8	9.5

DESCRIPTION:
8mm, 10mm, 12mm, 13mm,
14mm, 15mm, 17mm, 19mm



12 Ratcheting Wrench - Set

12PC. COMBINATION SET (METRIC)

Part No.	Content		G.W.(kg)
09040	12PC.	4	7.1

DESCRIPTION:
8mm, 9mm, 10mm, 11mm,
12mm, 13mm, 14mm, 15mm,
16mm, 17mm, 18mm, 19mm



6PC. DOUBLE BOX SET (METRIC)

Part No.	Content		G.W.(kg)
09025	6PC.	6	16.3

DESCRIPTION:
8x9mm, 10x11mm, 12x13mm,
14x15mm, 16x18mm, 17x19mm



6PC. REVERSIBLE SET (METRIC)

Part No.	Content		G.W.(kg)
09080	6PC.	12	9.3

DESCRIPTION:
10mm, 12mm, 13mm,
14mm, 17mm, 19mm



5PC. REVERSIBLE SET (METRIC)

Part No.	Content		G.W.(kg)
09083	5PC.	12	10.6

DESCRIPTION:
10mm, 11mm, 12mm,
13mm, 14mm



13 Ratcheting Wrench - Set

5PC. FLEX HEAD SET (METRIC)

Part No.	Content		G.W.(kg)
09082	5PC.	12	11.2

DESCRIPTION:
10mm, 11mm, 12mm,
13mm, 14mm



7PC. XL LOCKING FLEX HEAD SET (METRIC)

Part No.	Content			G.W.(kg)
09043	7PC.	6	12	16.2

DESCRIPTION:
10mm, 12mm, 13mm, 14mm,
15mm, 17mm, 19mm



3PC. SOCKET ADAPTER SET (METRIC)

Part No.	Content			G.W.(kg)
09084	3PC.	10	40	6.0

DESCRIPTION:
1/4"Dr.x10mm
3/8"Dr.x13mm
1/2"Dr.x19mm



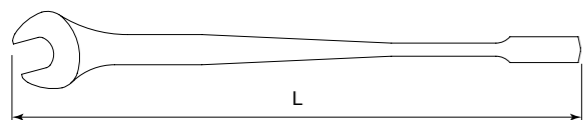


XL X-BEAM® (S.A.E.)

Part No.	Size	L(mm)	A(mm)			G.W.(kg)
46321	5/16"	150	16.5	6	96	4.9
46322	3/8"	180	19.8	6	96	7.4
46323	7/16"	195	21.7	6	96	9.6
46324	1/2"	220	25.0	6	72	9.6
46325	9/16"	235	26.3	6	72	13.4
46326	5/8"	260	30.5	6	36	7.7
46327	11/16"	275	31.5	6	36	9.5
46328	3/4"	305	34.0	6	36	12.6

XL X-BEAM® (METRIC)

Part No.	Size	L(mm)	A(mm)			G.W.(kg)
46301	8mm	150	16.5	6	96	4.9
46302	9mm	165	17.8	6	96	6.0
46303	10mm	180	19.8	6	96	7.4
46304	11mm	195	21.7	6	96	9.6
46305	12mm	207	23.0	6	96	11.1
46306	13mm	220	25.0	6	72	9.6
46307	14mm	235	26.3	6	72	11.7
46308	15mm	250	28.7	6	72	13.4
46309	16mm	260	30.5	6	36	7.7
46310	17mm	275	31.5	6	36	9.5
46311	18mm	290	32.5	6	36	10.3
46312	19mm	305	34.0	6	36	12.6



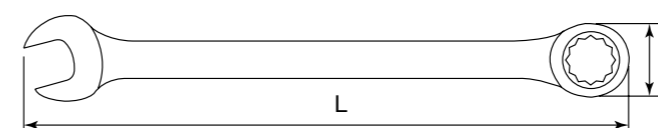
COMBINATION (S.A.E.)

Part No.	Size	L(mm)	A(mm)			G.W.(kg)
43101	5/16"	140	16.0	6	96	5.5
43102	3/8"	159	19.0	6	96	7.1
43103	7/16"	165	20.6	6	36	3.3
43104	1/2"	178	23.6	6	36	3.9
43105	9/16"	190	25.9	6	36	4.7
43106	5/8"	208	28.7	6	36	5.5
43107	11/16"	225	30.5	6	36	6.8
43108	3/4"	248	34.0	6	36	8.7
43109	13/16"	291	39.0	4	24	9.7
43110	7/8"	333	45.5	4	24	9.7
43111	15/16"	333	45.5	4	16	9.1
43112	1"	333	45.5	4	16	9.2
43113	1-1/16"	359	49.0	4	16	12.2
43114	1-1/8"	402	54.0	2	12	10.5
43115	1-1/4"	425	58.0	2	12	14.1

COMBINATION (METRIC)

Part No.	Size	L(mm)	A(mm)			G.W.(kg)
43220	5.5mm	125	16.0	6	96	5.4
43221	6mm	125	16.0	6	96	5.4
43222	7mm	133	16.0	6	96	5.4
43201	8mm	140	16.0	6	96	5.4
43202	9mm	149	17.5	6	96	5.9
43203	10mm	159	19.0	6	96	7.0
43204	11mm	165	20.6	6	36	3.2
43205	12mm	171	21.7	6	36	3.6
43206	13mm	178	23.6	6	36	3.9
43207	14mm	190	25.9	6	36	4.7
43208	15mm	199	27.2	6	36	5.5
43209	16mm	208	28.7	6	36	5.8
43210	17mm	225	30.5	6	36	6.8
43211	18mm	236	31.5	6	36	7.6
43212	19mm	248	34.0	6	36	8.7
43213	21mm	291	39.0	4	24	9.7
43214	22mm	291	39.0	4	24	9.7
43215	24mm	333	45.5	4	16	9.1
43216	25mm	333	45.5	4	16	9.2
43217	27mm	359	49.0	4	16	12.2
43218	30mm	402	54.0	2	12	11.7
43219	32mm	425	58.0	2	12	14.1

ASME B107.100-2010 (B107.66)



ASME B107.100-2010 (B107.66)



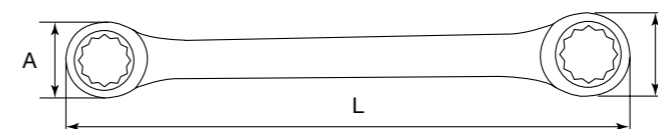
DOUBLE BOX (S.A.E.)

Part No.	Size	L(mm)	A(mm)	B(mm)			G.W.(kg)
46101	5/16"x3/8"	128	16.0	18.5	6	36	2.7
46102	7/16"x1/2"	160	20.6	23.0	6	36	3.7
46103	9/16"x5/8"	190	25.9	28.4	6	36	5.7
46104	11/16"x3/4"	230	31.5	32.5	6	36	7.3

DOUBLE BOX (METRIC)

Part No.	Size	L(mm)	A(mm)	B(mm)			G.W.(kg)
46201	8x9mm	130	16.0	17.0	6	96	5.9
46200	8x10mm	128	16.0	19.0	6	96	6.0
46202	10x11mm	150	19.0	18.5	6	36	3.2
46203	12x13mm	170	21.7	23.0	6	36	4.1
46204	14x15mm	190	25.9	26.7	6	36	5.7
46205	16x18mm	210	28.7	31.5	6	36	6.3
46206	17x19mm	230	30.5	32.5	6	36	7.3

ASME B107.100-2010 (B107.66)



ASME B107.100-2010 (B107.66)

Ratcheting Wrench - Open Stock



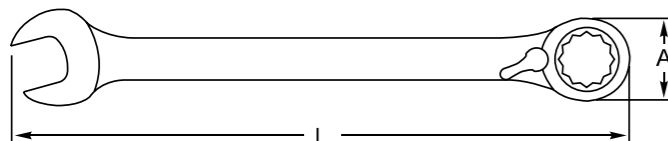
REVERSIBLE (S.A.E.)

Part No.	Size	L(mm)	A(mm)			G.W.(kg)
46671	5/16"	140	16.9	6	36	2.1
46672	11/32"	149	17.5	6	36	2.3
46673	3/8"	159	19.8	6	36	2.6
46674	7/16"	165	21.6	6	36	3.3
46675	1/2"	178	24.6	6	36	4.0
46676	9/16"	190	26.3	6	36	4.7
46677	5/8"	208	30.1	6	60	9.4
46678	11/16"	225	31.8	6	60	10.9
46679	3/4"	248	34.0	6	60	12.6
46680	13/16"	291	39.0	6	36	7.9
46681	7/8"	291	39.0	6	36	7.9
46682	15/16"	333	45.5	6	24	14.4
46683	1"	333	45.5	6	24	14.4

REVERSIBLE (METRIC)

Part No.	Size	L(mm)	A(mm)			G.W.(kg)
46601	8mm	140	16.9	6	36	2.1
46602	9mm	149	17.5	6	36	2.3
46603	10mm	159	19.8	6	36	2.6
46604	11mm	165	21.6	6	36	3.3
46605	12mm	171	23.0	6	36	3.6
46606	13mm	178	24.6	6	36	4.0
46607	14mm	190	26.3	6	36	4.7
46608	15mm	199	28.4	6	36	5.4
46609	16mm	208	30.1	6	60	9.4
46610	17mm	225	31.8	6	60	10.9
46611	18mm	236	33.2	6	60	12.0
46612	19mm	248	34.0	6	60	12.6
46613	21mm	291	39.0	6	36	7.9
46614	22mm	291	39.0	6	36	7.9
46615	24mm	333	45.5	6	24	14.4
46616	25mm	333	45.5	6	24	14.4

ASME B107.100-2010 (B107.66)



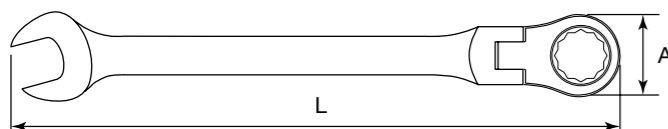
ASME B107.100-2010 (B107.66)



FLEX HEAD (S.A.E.)

Part No.	Size	L(mm)	A(mm)			G.W.(kg)
46471	5/16"	140	16.0	6	36	2.5
46472	3/8"	159	19.0	6	36	3.6
46473	7/16"	165	20.6	6	36	4.0
46474	1/2"	178	21.7	6	36	5.1
46475	9/16"	190	25.9	6	36	6.2
46476	5/8"	208	28.7	6	36	7.3
46477	11/16"	225	30.5	6	36	8.5
46478	3/4"	248	34.0	6	36	11.2
46479	13/16"	291	39.0	6	36	18.5
46480	7/8"	333	45.5	6	36	20.7
46481	15/16"	333	45.5	4	24	15.6
46482	1"	333	45.5	4	24	16.4

ASME B107.100-2010 (B107.66)



FLEX HEAD (METRIC)

Part No.	Size	L(mm)	A(mm)			G.W.(kg)
46421	8mm	140	17.0	6	36	2.5
46422	9mm	149	17.8	6	36	3.6
46401	10mm	159	19.0	6	36	3.6
46402	11mm	165	20.6	6	36	3.9
46403	12mm	171	21.7	6	36	4.2
46404	13mm	178	23.6	6	36	4.7
46405	14mm	190	25.9	6	36	5.4
46406	15mm	199	27.2	6	36	6.9
46407	16mm	208	28.7	6	36	7.8
46408	17mm	225	30.5	6	36	8.6
46409	18mm	236	31.5	6	36	9.3
46410	19mm	248	34.0	6	36	10.8
46412	21mm	291	39.0	6	36	18.5
46413	22mm	291	39.0	6	36	20.7
46414	24mm	333	45.5	4	24	15.6
46415	25mm	333	45.5	4	24	16.4

ASME B107.100-2010 (B107.66)

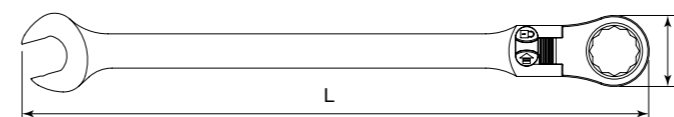
Ratcheting Wrench - Open Stock



XL LOCKING FLEX HEAD (S.A.E.)

Part No.	Size	L(mm)	A(mm)			G.W.(kg)
46901	5/16"	146	16.0	6	72	4.6
46902	11/32"	159	17.5	6	72	5.3
46903	3/8"	171	19.0	6	72	6.7
46904	7/16"	183	20.6	6	72	7.5
46905	1/2"	207	23.6	6	72	10.4
46906	9/16"	219	25.9	6	72	11.8
46907	5/8"	242	28.7	6	36	9.0
46908	11/16"	254	30.5	6	36	10.0
46909	3/4"	280	32.5	6	36	12.5
46910	13/16"	316	39.0	6	24	13.7
46911	7/8"	335	39.0	6	24	13.7
46912	15/16"	356	45.5	6	24	19.0
46913	1"	378	45.5	6	24	19.2

ASME B107.100-2010 (B107.66)



XL LOCKNG FLEX HEAD (METRIC)

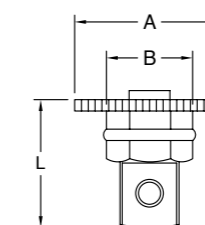
Part No.	Size	L(mm)	A(mm)			G.W.(kg)
46801	8mm	146	16.0	6	72	4.6
46802	9mm	159	17.5	6	72	5.3
46803	10mm	171	19.0	6	72	6.7
46804	11mm	183	20.6	6	72	7.5
46805	12mm	195	21.7	6	72	9.6
46806	13mm	207	23.6	6	72	10.4
46807	14mm	219	25.9	6	72	11.8
46808	15mm	231	27.2	6	72	13.4
46809	16mm	242	28.7	6	36	9.0
46810	17mm	254	30.5	6	36	10.0
46811	18mm	267	31.5	6	36	11.0
46812	19mm	280	34.0	6	36	12.5
46813	20mm	297	39.0	6	24	13.2
46814	21mm	316	39.0	6	24	13.7
46815	22mm	335	39.0	6	24	13.7
46816	24mm	356	45.5	6	24	19.0
46817	25mm	378	45.5	6	24	19.2

ASME B107.100-2010 (B107.66)



SOCKET ADAPTER W/ QUICK RELEASE (METRIC)

Part No.	Size	L(mm)	A(mm)	B(mm)			G.W.(kg)
46654	1/4"DR.x10MM	20.3	22.0	9.9	10	80	3.6
46655	3/8"DR.x13MM	24.3	26.6	12.9	10	80	4.5
46656	1/2"DR.x19MM	29.3	34.5	18.9	10	80	8.0



18 Pass-Thru® Ratchet & Socket System

Productivity

- 5° Ratcheting arc VS. 12° on conventional ratchets

Productivity

- Pass-Thru® ratchet & socket system eliminates the need for deep sockets

Access

- The vortex socket has a thin wall and arc design

Access

- Up to 50% thinner than conventional ratchet systems

Strength

- Up to 40% stronger by eliminating drive tang

Versatility

- Adapter allows you to use Pass-Thru® ratchet with standard square drive sockets



PRODUCTIVITY
Pass-Thru® ratchet & socket system eliminates the need for deep sockets.



ACCESS
Up to 50% thinner than conventional ratchet systems.



STRENGTH
Up to 40% stronger by eliminating drive tang.

Pass-Thru® Ratchet & Socket System - Set 19

25PC. 1/4"DR. SOCKET SET (METRIC & S.A.E.)

Part No.	Content			G.W.(kg)
09131	25PC.	6	12	8.4

DESCRIPTION:
 13 - Metric Vortex Sockets
 3.5, 4, 4.5, 5, 5.5, 6, 7, 8, 9, 10, 11, 12, 13mm
 9 - S.A.E. Vortex Sockets
 5/32", 3/16", 7/32", 1/4", 9/32", 5/16", 3/8", 7/16", 1/2"
 1 - Quick Release Adapter
 1 - Vortex Extension Bar 3"
 1 - Pass-Thru® Ratchet



12PC. 1/2"DR. SOCKET SET (METRIC)

Part No.	Content		G.W.(kg)
09133	12PC.	8	23.0

DESCRIPTION:
 9 - Metric Vortex Sockets
 19, 20, 21, 22, 24, 27, 30, 32, 34mm
 1 - Quick Release Adapter
 1 - Vortex Extension Bar 6"
 1 - Pass-Thru® Ratchet



30PC. 1/4" & 3/8"DR. SOCKET SET (METRIC)

Part No.	Content		G.W.(kg)
09132	30PC.	8	17.5

DESCRIPTION:
 13 - 1/4"Dr. Metric Vortex Sockets
 3.5, 4, 4.5, 5, 5.5, 6, 7, 8, 9, 10, 11, 12, 13mm
 1 - 1/4"Dr. Pass-Thru® Ratchet
 1 - 1/4"Dr. Vortex Extension Bar 3"
 1 - 1/4"Dr. Quick Release Adapter
 10 - 3/8"Dr. Metric Vortex Sockets
 10, 11, 12, 13, 14, 15, 16, 17, 18, 19mm
 1 - 3/8"Dr. Pass-Thru® Ratchet
 1 - 3/8"Dr. Vortex Extension Bar 3"
 1 - 3/8"Dr. x 1/4"M Quick Release Adapter
 1 - 3/8"Dr. x 3/8"M Quick Release Adapter



21PC. 3/8"DR. SOCKET SET (METRIC & S.A.E.)

Part No.	Content		G.W.(kg)
09134	21PC.	12	18.1

DESCRIPTION:
 10 - Metric Vortex Sockets
 10, 11, 12, 13, 14, 15, 16, 17, 18, 19mm
 7 - S.A.E. Vortex Sockets
 3/8", 7/16", 1/2", 5/8", 9/16", 11/16", 3/4"
 1 - 3/8"Dr. x 1/4"M Quick Release Adapter
 1 - 3/8"Dr. x 3/8"M Quick Release Adapter
 1 - Vortex Extension Bar 3"
 1 - Pass-Thru® Ratchet





SATA tools are designed to cater for various industries usage from automotive repair workshop to plant maintenance and repair.



SATA tools offer wide range of items for your selection from individual open stock to comprehensive advanced set items. SATA tools are your ideal choice.



Each piece of SATA tool offers exceptional value to you with highest product quality standard at a very affordable price point.



SATA's blow mold cases are made of high quality P.E. materials that are very durable, secure, portable and sturdy. Compared with the traditional metalcasing, SATA's blow mold case is lighter and is much safer since there are no sharp edges and is rustproof.



25PC. 1/4"DR. SOCKET SET (METRIC)

Part No.	Content		G.W.(kg)
09001	25PC.	12	14.7

DESCRIPTION:

- 14 - 6pt. Metric Sockets
3.5, 4, 4.5, 5, 5.5, 6, 7, 8, 9, 10, 11, 12, 13, 14mm
- 5 - 6pt. Metric Deep Sockets 8, 10, 11, 12, 13mm
- 6 - Accessories
Quick-Release Ratchet
Spinner Handle
Wobble Extension Bars 2", 4"
Sliding T-Bar
Universal Joint



38PC. 1/4"DR. SOCKET SET (METRIC)

Part No.	Content		G.W.(kg)
09002	38PC.	12	16.7

DESCRIPTION:

- 14 - 6pt. Metric Sockets
3.5, 4, 4.5, 5, 5.5, 6, 7, 8, 9, 10, 11, 12, 13, 14mm
- 18 - Bit Sockets
Slotted 4.0, 5.5, 6.5 Phillips #1, #2 Pozidriv #1, #2
Torx® 10, 15, 20, 25, 30, 40 Hex 3, 4, 5, 6, 8mm
- 6 - Accessories
Quick-Release Ratchet
Spinner Handle
Sliding T-Bar
Universal Joint
Wobble Extension Bars 2", 4"



25PC. 1/4"DR. SOCKET SET (S.A.E.)

Part No.	Content		G.W.(kg)
09098	25PC.	6	9.0

DESCRIPTION:

- 10 - 6pt. S.A.E. Sockets
5/32", 3/16", 7/32", 1/4", 9/32", 5/16", 11/32", 3/8", 7/16", 1/2"
- 10 - 6pt. S.A.E. Deep Sockets
5/32", 3/16", 7/32", 1/4", 9/32", 5/16", 11/32", 3/8", 7/16", 1/2"
- 5 - Accessories
Quick-Release Ratchet
Spinner Handle
Wobble Extension Bars 2", 6"
Universal Joint



25PC. 1/4"DR. SOCKET SET (METRIC)

Part No.	Content			G.W.(kg)
09206	25PC.	12	24	13.6

DESCRIPTION:

- 10 - 12pt. Metric Sockets
4, 5, 6, 7, 8, 9, 10, 11, 12, 13mm
- 12 - Bits
Phillips #1, #2, #3 Slotted 5/32", 7/32", 9/32"
Hex 1/8", 5/32", 3/16" Torx® 15, 20, 25
- 3 - Accessories
Quick-Release Ratchet
Wobble Extension Bars 2"
Bit Adapter



13PC. 1/4"DR. SOCKET SET (METRIC)

Part No.	Content			G.W.(kg)
09521	13PC.	6	36	16.6

DESCRIPTION:
 11 - 6pt. Metric Sockets
 4, 5, 6, 7, 8, 9, 10, 11, 12, 13, 14mm
 2 - Accessories
 Quick-Release Ratchet
 Wobble Extension Bars 2"



5PC. 3/8"DR. TUNE UP KIT SET (METRIC & S.A.E.)

Part No.	Content			G.W.(kg)
09003	5PC.	5	10	13.0

DESCRIPTION:
 1 - Wobble Extension Bar 6"
 1 - Locking Extension Bar 6"
 1 - Bent Flex Head Ratchet Handle
 2 - Metric Spark Plug Sockets 16mm, 21mm



16PC. 3/8"DR. SOCKET SET (S.A.E.)

Part No.	Content			G.W.(kg)
09085	16PC.	6	12	25.6

DESCRIPTION:
 11 - 6pt. S.A.E. Sockets
 1/4", 5/16", 3/8", 7/16", 1/2", 9/16", 5/8", 11/16", 3/4", 13/16", 7/8"
 5 - Accessories
 Quick-Release Ratchet
 Wobble Extension Bars 3", 6"
 Flex Handle 8"
 1/2"Fx3/8"M 3-Way Adapter



14PC. 3/8"DR. SOCKET SET (METRIC)

Part No.	Content			G.W.(kg)
09523	14PC.	4	16	15.6

DESCRIPTION:
 12 - 6pt. Metric Sockets
 8, 9, 10, 11, 12, 13, 14, 15, 16, 17, 18, 19mm
 2 - Accessories
 Quick-Release Ratchet
 Wobble Extension Bars 3"



58PC. 3/8"DR. SOCKET SET (METRIC)

Part No.	Content		G.W.(kg)
09004	58PC.	3	13.6

DESCRIPTION:
 18 - 6pt. Metric Sockets
 6, 7, 8, 9, 10, 11, 12, 13, 14, 15, 16, 17, 18, 19, 20, 21, 22, 24mm
 9 - 6pt. Metric Deep Sockets
 8, 10, 11, 12, 13, 14, 15, 17, 19mm
 2 - Spark Plug Sockets 16, 21mm
 24 - Bit Sockets
 Slotted 5.5, 6.5, 8.0mm
 Phillips #1, #2, #3
 Pozidriv #1, #2
 Torx® 10, 15, 20, 25, 30, 40, 45, 50, 55
 Hex 3, 4, 5, 6, 7, 8, 10
 5 - Accessories
 Quick-Release Ratchet
 Wobble Extension Bars 3", 10"
 Universal Joint
 1/2"Fx3/8"M 3-Way Adapter



47PC. 3/8"DR. SOCKET SET (METRIC & S.A.E.)

Part No.	Content		G.W.(kg)
09016	47PC.	3	19.6

DESCRIPTION:
 18 - 6pt. Metric Sockets
 6, 7, 8, 9, 10, 11, 12, 13, 14, 15, 16, 17, 18, 19, 20, 21, 22, 24mm
 9 - 6pt. Metric Deep Sockets
 8, 10, 11, 12, 13, 14, 15, 17, 19mm
 2 - Spark Plug Sockets 5/8", 13/16"
 11 - 6pt. S.A.E. Sockets
 1/4", 5/16", 3/8", 7/16", 1/2", 9/16", 5/8", 11/16", 3/4", 13/16", 7/8"
 7 - Accessories
 Quick-Release Ratchet
 Wobble Extension Bars 3", 6", 10"
 Flex Handle 8"
 Universal Joint
 1/2"Fx3/8"M 3-Way Adapter



9PC. 3/8"DR. MOTORCYCLE REPAIR SET (METRIC)

Part No.	Content		G.W.(kg)
09511	9PC.	6	8.5

DESCRIPTION:
 7 - 6pt. Metric Deep Sockets
 8, 9, 10, 11, 12, 13, 14mm
 2 - Accessories
 Sliding T Bar
 Wobble Extension Bars 10"



20PC. 1/2"DR. SOCKET SET (METRIC)

Part No.	Content		G.W.(kg)
09005	20PC.	6	20.1

DESCRIPTION:
 12 - 6pt. Metric Sockets
 10, 11, 12, 13, 14, 15, 16, 17, 18, 19, 22, 24mm
 3 - 6pt. Metric Deep Sockets 13, 17, 19mm
 1 - Spark Plug Socket 16mm
 4 - Accessories
 Quick-Release Ratchet
 Wobble Extension Bar 10"
 Universal Joint
 3/8"Fx1/2"M 3-Way Adapter



46PC. 1/2"DR. SOCKET SET (METRIC & S.A.E.)

Part No.	Content		G.W.(kg)
09006	46PC.	3	19.9

DESCRIPTION:
 20 - 6pt. Metric Sockets
 8, 9, 10, 11, 12, 13, 14, 15, 16, 17, 18, 19, 20, 21, 22, 23, 24, 27, 30, 32mm
 7 - 6pt. Metric Deep Sockets
 10, 12, 13, 14, 15, 17, 19mm
 2 - Spark Plug Sockets 16, 21mm
 11 - 6pt. S.A.E. Sockets
 3/8", 7/16", 1/2", 9/16", 5/8", 11/16", 3/4", 13/16", 7/8", 15/16", 1"
 6 - Accessories
 Quick-Release Ratchet
 Flex Handle 10"
 Wobble Extension Bars 5", 10"
 Universal Joint
 3/8"Fx1/2"M 3-Way Adapter



58PC. 1/2"DR. SOCKET SET (METRIC)

Part No.	Content		G.W.(kg)
09007	58PC.	3	22.7

DESCRIPTION:
 17 - 6pt. Metric Sockets
 10, 11, 12, 13, 14, 15, 16, 17, 18, 19, 20, 21, 22, 24, 27, 30, 32mm
 8 - 6pt. Metric Deep Sockets
 10, 11, 12, 13, 14, 15, 17, 19mm
 2 - Spark Plug Socket 16, 21mm
 25 - 5/16"Shank 30L Bits
 Slotted 8, 10, 12 Phillips #1, #2, #3, #4 Pozidriv #1, #2, #3, #4
 Torx® 20, 25, 30, 40, 45, 50, 55 Hex 4, 5, 6, 8, 10, 12, 14mm
 6 - Accessories
 Quick-Release Ratchet
 5/16"Shank x1/2"Dr. Bit Coupler
 Wobble Extension Bars 5", 10"
 Universal Joint
 3/8"Fx1/2"M 3-Way Adapter




24PC. 1/2"DR. SOCKET SET (METRIC)

Part No.	Content		G.W.(kg)
09060	24PC.	4	20.0
09060-6	24PC.	4	20.0

DESCRIPTION: (09060)
 19 - 12pt. Metric Sockets
 9, 10, 11, 12, 13, 14, 15, 16, 17, 18, 19, 20, 21, 22, 23, 24, 27, 30, 32mm
 5 - Accessories
 Quick-Release Ratchet
 Wobble Extension Bars 5", 10"
 Universal Joint
 Sliding T-Bar

DESCRIPTION: (09060-6)
 19 - 6pt. Metric Sockets
 9, 10, 11, 12, 13, 14, 15, 16, 17, 18, 19, 20, 21, 22, 23, 24, 27, 30, 32mm
 5 - Accessories
 Quick-Release Ratchet
 Wobble Extension Bars 5", 10"
 Universal Joint
 Sliding T Bar



17PC. 1/2"DR. SOCKET SET (METRIC)

Part No.	Content		G.W.(kg)
09086	17PC.	12	16.8

DESCRIPTION:
 13 - 12pt. Metric Sockets
 10, 11, 12, 13, 14, 15, 16, 17, 18, 19, 21, 22, 24mm
 1 - Spark Plug Socket 16mm
 3 - Accessories
 Quick-Release Ratchet
 Wobble Extension Bars 5"
 Flex Handle 10"



20PC. 1/2"DR. SOCKET SET (S.A.E.)

Part No.	Content		G.W.(kg)
09087	20PC.	4	18.7

DESCRIPTION:
 8 - 6pt. S.A.E. Sockets
 5/16", 3/8", 7/16", 1/2", 9/16", 5/8", 11/16", 3/4"
 7 - 12pt. S.A.E. Sockets
 13/16", 7/8", 15/16", 1", 1-1/16", 1-1/8", 1-1/4"
 5 - Accessories
 Quick-Release Ratchet
 Wobble Extension Bars 5", 10"
 Flex Handle 15"
 3/8"Fx1/2"M 3-Way Adapter



28PC. 1/2"DR. SOCKET SET (METRIC)

Part No.	Content		G.W.(kg)
09090	28PC.	4	20.5

DESCRIPTION:
 21 - 12pt. Metric Sockets
 10, 11, 12, 13, 14, 15, 16, 17, 18, 19, 20, 21, 22, 23, 24, 25, 26, 27, 28, 30, 32mm
 7 - Accessories
 Quick-Release Ratchet
 Wobble Extension Bars 5", 10"
 Flex Handle 10"
 Sliding T-Bar
 Universal Joint
 Speed Handle



22PC. 1/2"DR. SOCKET SET (S.A.E.)

Part No.	Content		G.W.(kg)
09088	22PC.	4	21.7

DESCRIPTION:
 15 - 12pt. S.A.E. Sockets
 5/16", 3/8", 7/16", 1/2", 9/16", 5/8", 11/16", 3/4", 13/16", 7/8", 15/16", 1", 1-1/16", 1-1/8", 1-1/4"
 7 - Accessories
 Quick-Release Ratchet
 Wobble Extension Bars 5", 10"
 Flex Handle 10"
 Sliding T-Bar
 Universal Joint
 Speed Handle



18PC. 1/2"DR. SOCKET SET (METRIC)

Part No.	Content		G.W.(kg)
09203	18PC.	6	21.5

DESCRIPTION:
 14 - 12pt. Metric Sockets
 10, 11, 12, 13, 14, 15, 16, 17, 19, 21, 24, 27, 30, 32mm
 4 - Accessories
 Quick-Release Ratchet
 Wobble Extension Bars 5", 10"
 Sliding T-Bar



18PC. 1/2"DR. SOCKET SET (METRIC)

Part No.	Content		G.W.(kg)
09204	18PC.	6	21.5

DESCRIPTION:
 14 - 12pt. Metric Sockets
 10, 11, 12, 13, 14, 15, 16, 17, 19, 21, 24, 27, 30, 32mm
 4 - Accessories
 Quick-Release Ratchet
 Wobble Extension Bars 5", 10"
 Sliding T-Bar



24PC. 1/2"DR. SOCKET SET (METRIC)

Part No.	Content		G.W.(kg)
09205	24PC.	4	21.7

DESCRIPTION:
 18 - 12pt. Metric Sockets
 12, 13, 14, 15, 16, 17, 18, 19, 20,
 21, 22, 23, 24, 26, 27, 28, 30, 32mm
 6 - Accessories
 Quick-Release Ratchet
 Wobble Extension Bars 5", 10"
 Sliding T-Bar
 Universal Joint
 Speed Handle



13PC. 1/2"DR. SOCKET SET (METRIC)

Part No.	Content			G.W.(kg)
09525	13PC.	2	8	13.9

DESCRIPTION:
 11 - 6pt. Metric Sockets
 10, 12, 13, 14, 15, 16, 17, 18, 19, 22, 24mm
 2 - Accessories
 Quick-Release Ratchet
 Wobble Extension Bars 5"



26PC. 1/2"DR. SOCKET TOOL SET (METRIC)

Part No.	Content		G.W.(kg)
09501	26PC.	4	18.5

DESCRIPTION:
 12 - 6pt. Metric Sockets
 10, 11, 12, 13, 14, 15, 16, 17, 18, 19, 22, 24mm
 3 - 6pt. Metric Deep Sockets 13, 17, 19mm
 1 - Spark Plug Socket 16mm
 4 - Screwdrivers
 Slotted 6x38mm, 5x75mm Phillips #2x38mm, #2x100mm
 6 - Accessories
 Quick-Release Ratchet
 Wobble Extension Bar 10"
 Universal Joint
 3/8"Fx1/2"M 3-Way Adapter
 Long Nose Pliers 6"
 Linesman's Pliers 8"



26PC. 1/2"DR. SOCKET TOOL SET (METRIC)

Part No.	Content		G.W.(kg)
09502	26PC.	2	14.8

DESCRIPTION:
 9 - 6pt. Metric Sockets 10, 12, 14, 16, 17, 19, 21, 22, 24mm
 4 - Screwdrivers
 Slotted 6x100mm, 6x150mm Phillips #2x100mm, #2x150mm
 13 - Accessories
 Quick-Release Ratchet
 Wobble Extension Bar 5"
 Flex Handle 15"
 Combination Wrenches
 8, 10, 12, 14, 16, 17, 19mm
 Long Nose Pliers 6"
 Diagonal Pliers 6"
 Linesman's Pliers 7"



26PC. 1/2"DR. SOCKET TOOL SET (METRIC)

Part No.	Content		G.W.(kg)
09504	26PC.	2	14.8

DESCRIPTION:
 9 - 6pt. Metric Sockets 10, 12, 13, 14, 17, 19, 21, 22, 24mm
 4 - Screwdrivers
 Slotted 5x75mm, 6x150mm Phillips #1x75mm, #2x150mm
 13 - Accessories
 Quick-Release Ratchet
 Wobble Extension Bar 5"
 Flex Handle 15"
 Combination Wrenches
 8, 10, 12, 14, 16, 17, 19mm
 Long Nose Pliers 6"
 Diagonal Pliers 6"
 Linesman's Pliers 7"



25PC. 1/2"DR. SOCKET WRENCH SET (METRIC)

Part No.	Content		G.W.(kg)
09506	25PC.	6	22.0

DESCRIPTION:
 12 - 12pt. Metric Sockets
 10, 11, 12, 13, 14, 15, 16, 17, 18, 19, 22, 24mm
 3 - 6pt. Metric Deep Sockets 13, 17, 19mm
 1 - Spark Plug Sockets 16mm
 9 - Accessories
 Quick-Release Ratchet
 Wobble Extension Bars 10"
 Universal Joint
 3/8"Fx1/2"M 3-Way Adapter
 Combination Wrenches
 10, 11, 12, 13, 14mm



35PC. 1/4" & 3/8"DR. E-TORX® SOCKET & WRENCH SET (METRIC)

Part No.	Content		G.W.(kg)
09010	35PC.	12	19.5

DESCRIPTION:
 7 - 1/4"Shank Tamper-Proof Torx® Bits
 T-10, T-15, T-20, T-25, T-27, T-30, T-40
 12 - 3/8"Dr. E- Sockets
 E4, E5, E6, E7, E8, E10, E11, E12, E14, E16, E18, E20
 11 - 3/8"Dr. Torx® Bit Sockets
 T-10, T-15, T-20, T-25, T-27, T-30, T-40, T-45, T-50, T-55, T-60
 5 - Accessories
 Torx® Wrenches E6 x E8, E10 x E12, E14 x E18, E20 x E24
 1/4"Shank x 3/8"Dr. Bit Coupler



12PC. 1/2"DR. BIT SOCKET SET (METRIC)

Part No.	Content		G.W.(kg)
09055	12PC.	5	10.8

- DESCRIPTION:
- 2 - 6pt. 50MM Bit Sockets Hex 12, 17mm
 - 1 - 6pt. 70MM Bit Socket Hex 6mm
 - 1 - 6pt. 100MM Bit Socket Hex 7mm
 - 1 - 6pt. 120MM Bit Socket Hex 8mm
 - 2 - 6pt. 140MM Bit Sockets Hex 6, 10mm
 - 1 - 6pt. 180MM Bit Socket Hex 5mm
 - 1 - 6pt. 250MM Bit Socket Hex 6mm
 - 1 - 12pt. 100MM Bit Socket M-8
 - 1 - 12pt. 120MM Bit Socket M-10
 - 1 - 12pt. 140MM Bit Socket M-12



Nature of this product is subject to wear and tear upon usage. Not covered under Lifetime Warranty.

18PC. 1/4" & 1/2"DR. BIT SOCKET SET (METRIC)

Part No.	Content		G.W.(kg)
09051	18PC.	5	7.6

- DESCRIPTION:
- 6 - 1/4"Dr. Bit Sockets
Slotted 4, 5.5, 6.5mm Phillips #1, #2, #3
 - 6 - 1/2"Dr. 50L Spline Bit Sockets
M-5, M-6, M-8, M-10, M-12, M14
 - 6 - 1/2"Dr. 100L Spline Bit Sockets
M-5, M-6, M-8, M-10, M-12, M14



Nature of this product is subject to wear and tear upon usage. Not covered under Lifetime Warranty.

18PC. 1/4" & 1/2"DR. TORX® BIT SOCKET SET (METRIC)

Part No.	Content		G.W.(kg)
09052	18PC.	5	7.6

- DESCRIPTION:
- 6 - 1/4"Dr. Bit Sockets
Torx® 10, 15, 20, 25, 30, 40
 - 6 - 1/2"Dr. 50L Bit Sockets
Torx® 30, 40, 45, 50, 55, 60
 - 6 - 1/2"Dr. 100L Bit Sockets
Torx® 30, 40, 45, 50, 55, 60



Nature of this product is subject to wear and tear upon usage. Not covered under Lifetime Warranty.

18PC. 1/4" & 1/2"DR. HEX BIT SOCKET SET (METRIC)

Part No.	Content		G.W.(kg)
09053	18PC.	5	7.6

- DESCRIPTION:
- 6 - 1/4"Dr. Bit Sockets
Hex 3, 4, 5, 6, 7, 8mm
 - 6 - 1/2"Dr. 50L Bit Sockets
Hex 5, 6, 7, 8, 10, 12mm
 - 6 - 1/2"Dr. 100L Bit Sockets
Hex 5, 6, 7, 8, 10, 12mm



Nature of this product is subject to wear and tear upon usage. Not covered under Lifetime Warranty.

65PC. 1/4" & 3/8"DR. SOCKET SET (METRIC & S.A.E.)

Part No.	Content		G.W.(kg)
09011	65PC.	3	8.8

- DESCRIPTION:
- 12 - 1/4"Dr. 6pt. Metric Sockets 4, 4.5, 5, 5.5, 6, 7, 8, 9, 10, 11, 12, 13mm
 - 10 - 1/4"Dr. 6pt. S.A.E. Sockets 5/32", 3/16", 7/32", 1/4", 9/32", 5/16", 11/32", 3/8", 7/16", 1/2"
 - 18 - 1/4"Shank 25L Bits
Slotted 4, 5.5, 6.5mm
Phillips #1, #2, #3
Torx® 10, 15, 20, 25, 30, 40
Hex 3, 4, 5, 6, 7, 8mm
 - 10 - 3/8"Dr. 6pt. Metric Sockets 10, 11, 12, 13, 14, 15, 16, 17, 18, 19mm
 - 8 - 3/8"Dr. 6pt. S.A.E. Sockets 3/8", 7/16", 1/2", 9/16", 5/8", 11/16", 3/4", 13/16"
 - 1 - 3/8"Dr. Metric Spark Plug Socket 16mm
 - 6 - Accessories
3/8"Dr. Quick-Release Ratchet
3/8"Dr. Wobble Extension Bars 3"
3/8"Dr. Universal Joint
1/4"Shank x 1/4"Dr.Bit Coupler
3/8"F x 1/4"M Adapter
1/4"Dr. Spinner Handle



86PC. 1/4" & 1/2"DR. SOCKET SET (METRIC)

Part No.	Content		G.W.(kg)
09013	86PC.	3	19.6

- DESCRIPTION:
- 14 - 1/4"Dr. 6pt. Metric Sockets 3.5, 4, 4.5, 5, 5.5, 6, 7, 8, 9, 10, 11, 12, 13, 14mm
 - 8 - 1/4"Dr. 6pt. Metric Deep Sockets 6, 7, 8, 9, 10, 11, 12, 13mm
 - 17 - 1/4"Dr. Bit Sockets
Slotted 4.0, 5.5, 6.5mm
Phillips #1, #2
Pozidriv #1, #2
Torx® 8, 10, 15, 20, 25, 30
Hex 3, 4, 5, 6mm
 - 2 - 1/2"Dr. Spark Plug Sockets 16, 21mm
 - 14 - 1/2"Dr. 6pt. Metric Sockets 10, 13, 15, 16, 17, 18, 19, 20, 21, 22, 24, 27, 30, 32mm
 - 4 - 1/2"Dr. 6pt. Metric Deep Sockets 14, 15, 17, 19mm
 - 15 - 5/16"Shank 30L Bits
Slotted 8, 10, 12mm
Phillips #3, #4
Pozidriv #3, #4
Torx® 40, 45, 50, 55
Hex 8, 10, 12, 14mm
 - 12 - Accessories
1/4", 1/2"Dr. Quick-Release Ratchets
1/4"Dr. Sliding T-Bar
1/4"Dr. Wobble Extension Bars 2", 4"
1/2"Dr. Wobble Extension Bars 5", 10"
1/4", 1/2"Dr. Universal Joints
3/8"Fx1/2"M 3-Way Adapter
1/4"Dr. Spinner Handle
5/16"Shank x 1/2"Dr. Bit Coupler



76PC. 1/4" & 1/2"DR. SOCKET WRENCH SET (METRIC)

Part No.	Content		G.W.(kg)
09519	76PC.	3	19.4

- DESCRIPTION:
- 7 - 1/4"Dr. 6pt. Metric Sockets 8, 9, 10, 11, 12, 13, 14mm
 - 18 - 1/4"Dr. Bit Sockets
 - Slotted 4, 5.5, 6.5mm
 - Phillips #1, #2
 - Pozidriv #1, #2
 - Torx® 8, 10, 15, 20, 25, 30, 40
 - Hex 3, 4, 5, 6mm
 - 12 - 1/2"Dr. 6pt. Metric Sockets 8, 10, 12, 13, 14, 17, 19, 22, 24, 27, 30, 32mm
 - 15 - 5/16"Shank 30L Bits
 - Slotted 8, 10, 12mm
 - Phillips #3, #4
 - Pozidriv #3, #4
 - Torx® 40, 45, 50, 55
 - Hex 8, 10, 12, 14mm
 - 2 - 1/2"Dr. Spark Plug Sockets 16, 21mm
 - 22 - Accessories
 - 1/4", 1/2"Dr. Quick-Release Ratchets
 - 1/4"Dr. Sliding T-Bar
 - 1/4"Dr. Flex Shaft
 - 1/4"Dr. Wobble Extension Bars 2", 4"
 - 1/2"Dr. Wobble Extension Bars 5", 10"
 - 1/4", 1/2"Dr. Universal Joints
 - 1/4"Dr. Spinner Handle
 - 1/2"Dr. Sliding T-Bar
 - 5/16"Shank x 1/2"Dr. Bit Coupler
 - Combination Wrenches 8, 10, 11, 12, 13, 14, 17, 19, 22mm



120PC. 1/4" & 3/8" & 1/2"DR. SOCKET WRENCH SET (METRIC & S.A.E.)

Part No.	Content		G.W.(kg)
09014	120PC.	2	21.0


- DESCRIPTION:
- 10 - 1/4"Dr. 6pt. Metric Sockets 4, 5, 6, 7, 8, 9, 10, 11, 12, 13mm
 - 10 - 1/4"Dr. 6pt. S.A.E. Sockets 5/32", 3/16", 7/32", 1/4", 9/32", 5/16", 11/32", 3/8", 7/16", 1/2"
 - 4 - 1/4"Dr. Metric Deep Sockets 8, 9, 10, 12mm
 - 7 - 1/4"Shank 25L Tamper-Proof Torx® Bits T-10, T-15, T-20, T-25, T27, T-30, T-40
 - 11 - 3/8"Dr. 6pt. Metric Sockets 9, 10, 11, 12, 13, 14, 15, 16, 17, 18, 19mm
 - 9 - 3/8"Dr. 6pt. S.A.E. Sockets 3/8", 7/16", 1/2", 9/16", 5/8", 11/16", 3/4", 13/16", 7/8"
 - 4 - 3/8"Dr. Metric Deep Sockets 13, 14, 15, 17mm
 - 2 - 3/8"Dr. Spark Plug Sockets 16, 21mm
 - 17 - 3/8"Dr. Bit Sockets
 - Slotted 4, 5.5mm
 - Phillips #1, #2
 - Pozidriv #1, #2
 - Torx® 20, 30, 40
 - Tamper Proof Torx® 45, 50, 55, 60
 - Hex 3, 4, 5, 6mm
 - 8 - 3/8"Dr. E-Torx® Sockets E8, E10, E11, E12, E14, E16, E18, E20
 - 7 - 1/2"Dr. 6pt. Metric Sockets 20, 21, 22, 24, 27, 30, 32mm
 - 4 - 1/2"Dr. 6pt. S.A.E. Sockets 5/16", 1", 1-1/16", 1-1/4"
 - 4 - 1/2"Dr. 6pt. Metric Impact Sockets 17, 19, 21, 23mm
 - 23 - Accessories
 - 1/4", 3/8", 1/2"Dr. Quick-Release Ratchets
 - 1/4"Dr. Spinner Handle
 - 1/4"Dr. Wobble Extension Bars 2"
 - 3/8"Dr. Wobble Extension Bars 3", 6"
 - 1/2"Dr. Wobble Extension Bars 5", 10"
 - 1/4", 3/8", 1/2"Dr. Universal Joints
 - 1/4"Shank x 1/4"Dr. Bit Coupler
 - Combination Wrenches 8, 9, 10, 11, 12, 13, 14, 17, 18, 19mm



150PC. 1/4" & 3/8" & 1/2"DR. SOCKET WRENCH SET (METRIC & S.A.E.)

Part No.	Content		G.W.(kg)
09510	150PC.	1	14.0

- DESCRIPTION:
- 10 - 1/4"Dr. 6pt. Metric Sockets 4, 5, 6, 7, 8, 9, 10, 11, 12, 13mm
 - 10 - 1/4"Dr. 6pt. S.A.E. Sockets 5/32", 3/16", 7/32", 1/4", 9/32", 5/16", 11/32", 3/8", 7/16", 1/2"
 - 6 - 1/4"Dr. 6pt. Metric Deep Sockets 4, 5, 6, 7, 8, 9mm
 - 11 - 3/8"Dr. 6pt. Metric Sockets 9, 10, 11, 12, 13, 14, 15, 16, 17, 18, 19mm
 - 9 - 3/8"Dr. 6pt. S.A.E. Sockets 3/8", 7/16", 1/2", 9/16", 5/8", 11/16", 3/4", 13/16", 7/8"
 - 6 - 3/8"Dr. 6pt. Metric Deep Sockets 10, 11, 12, 13, 14, 15mm
 - 2 - 3/8"Dr. Spark Plug Socket 16, 21mm
 - 22 - 3/8"DR. Bits Sockets
 - Slotted 4, 5.5, 6.5mm
 - Phillips #1, #2, #3
 - Pozidriv #1, #2, #3
 - Torx® 20, 30, 40
 - Tamper Proof 45, 50, 55, 60
 - Hex 3, 4, 5, 6, 8, 10mm
 - 8 - 3/8"Dr. 6pt. E-Torx® Sockets E8, E10, E11, E12, E14, E16, E18, E20
 - 4 - 1/2"Dr. 6pt. Metric Impact Sockets 17, 19, 21, 23mm
 - 7 - 1/2"Dr. 12pt. Metric Sockets 20, 21, 22, 24, 27, 30, 32mm
 - 4 - 1/2"Dr. 12pt. S.A.E. Sockets 15/16", 1", 1-1/16", 1-1/4"
 - 6 - 1/2"Dr. 6pt. Metric Deep Sockets 10, 12, 13, 14, 17, 19mm
 - 45 - Accessories
 - 1/4", 3/8", 1/2"Dr. Quick-Release Ratchets
 - 1/4"Dr. Bit Coupler
 - 1/4"Dr. Spinner Handle
 - 1/4"Dr. Wobble Extension Bars 4"
 - 3/8"Dr. Locking Extension Bars 3", 6"
 - 1/2"Dr. Wobble Extension Bars 5"
 - 1/2"Dr. Locking Extension Bar 10"
 - 1/4", 3/8", 1/2"Dr. Universal Joints
 - 1/4"Shank Torx® Bits (Tamper Proof) T-10, T-15, T-20, T-25, T-27, T-30, T-40
 - Hex Key Metric Set (10pcs)
 - Combination Wrenches 8, 9, 10, 11, 12, 13, 14, 15, 16, 17, 18, 19mm
 - Double Box Ratcheting Wrenches 8x10, 12x13, 17x19mm



15PC. 3/4"DR. SOCKET SET (METRIC)

Part No.	Content		G.W.(kg)
09015	15PC.	1	15.4

- DESCRIPTION:
- 10 - 12pt. Metric Sockets
 - 30, 32, 34, 36, 38, 41, 46, 50, 55, 60mm
 - 5 - Accessories
 - Quick-Release Ratchet
 - Sliding T-Bar
 - Extension Bars 4", 8"
 - Universal Joint



15PC. 3/4"DR. SOCKET SET (S.A.E.)

Part No.	Content		G.W.(kg)
09148	15PC.	1	15.4

- DESCRIPTION:
- 10 - 12pt. S.A.E. Sockets
 - 1", 1-1/8", 1-1/4", 1-5/16", 1-3/8", 1-1/2", 1-5/8", 1-3/4", 1-7/8", 2"
 - 5 - Accessories
 - Quick-Release Ratchet
 - Sliding T-Bar
 - Extension Bars 4", 8"
 - Universal Joint



L-SHAPED TIRE WRENCH

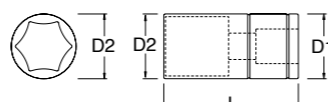
Part No.			G.W.(kg)
09531	10	20	23.5

- DESCRIPTION:
- 13920 - 1/2"Dr. Offset Handle 345mm
 - 13921 - 1/2"Dr. Dual Head Socket 17x19mm
 - 13922 - 1/2"Dr. Dual Head Socket 21x23mm



1/4"DR. 6PT. SOCKET (S.A.E.)

Part No.	Size	L(mm)	D1(mm)	D2(mm)			G.W.(kg)
11101	5/32"	24.5	11.8	6.9	12	384	7.1
11102	3/16"	24.5	11.8	7.8	12	384	7.1
11103	7/32"	24.5	11.8	8.5	12	384	7.3
11104	1/4"	24.5	11.8	9.5	12	384	7.3
11105	9/32"	24.5	11.8	10.7	12	384	7.3
11106	5/16"	24.5	11.8	11.8	12	384	7.3
11107	11/32"	24.5	12.5	12.5	12	168	5.0
11108	3/8"	24.5	13.8	13.8	12	168	5.1
11109	7/16"	24.5	15.7	15.7	6	84	3.0
11110	1/2"	24.5	17.3	17.3	6	84	3.4

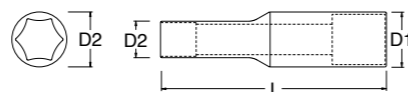


ANSI B107.1

⚠ These sockets should never be used on powers driver, pneumatic impact wrench and/or extenders.

1/4"DR. 6PT. DEEP SOCKET (S.A.E.)

Part No.	Size	L(mm)	D1(mm)	D2(mm)			G.W.(kg)
11201	3/16"	49.0	11.9	7.9	12	396	10.9
11202	7/32"	49.0	11.9	8.9	12	396	11.4
11203	1/4"	49.0	11.9	9.9	12	396	12.5
11204	9/32"	49.0	11.9	11.0	12	396	12.0
11205	5/16"	49.0	11.9	11.9	12	396	11.4
11206	11/32"	49.0	13.1	13.1	6	84	3.6
11207	3/8"	49.0	14.6	14.6	6	84	4.6
11208	7/16"	49.0	15.9	15.9	6	84	5.7
11209	1/2"	49.0	17.9	17.9	6	72	5.3

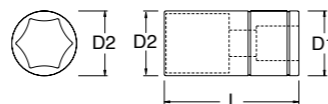


ANSI B107.1

⚠ These sockets should never be used on powers driver, pneumatic impact wrench and/or extenders.

1/4"DR. 6PT. SOCKET (METRIC)

Part No.	Size	L(mm)	D1(mm)	D2(mm)			G.W.(kg)
11301	3.5mm	24.5	11.8	6.1	12	384	7.1
11302	4mm	24.5	11.8	6.7	12	384	7.1
11303	4.5mm	24.5	11.8	7.3	12	384	7.1
11304	5mm	24.5	11.8	8.0	12	384	7.1
11305	5.5mm	24.5	11.8	8.6	12	384	7.1
11306	6mm	24.5	11.8	9.2	12	384	7.3
11307	7mm	24.5	11.8	10.7	12	384	7.3
11308	8mm	24.5	11.8	11.8	12	384	7.3
11309	9mm	24.5	13.1	13.1	12	168	4.1
11310	10mm	24.5	14.3	14.3	12	168	4.4
11311	11mm	24.5	15.8	15.8	6	84	3.1
11312	12mm	24.5	16.8	16.8	6	84	3.2
11313	13mm	24.5	17.9	17.9	6	84	3.6
11314	14mm	24.5	19.5	19.5	6	84	4.0

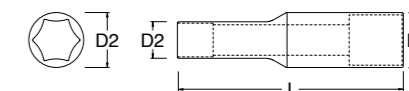


ANSI B107.5M
DIN 3124

⚠ These sockets should never be used on powers driver, pneumatic impact wrench and/or extenders.

1/4"DR. 6PT. DEEP SOCKET (METRIC)

Part No.	Size	L(mm)	D1(mm)	D2(mm)			G.W.(kg)
11401	4mm	49.0	11.9	6.7	12	396	10.3
11402	5mm	49.0	11.9	8.0	12	396	10.9
11403	6mm	49.0	11.9	9.2	12	396	11.4
11404	7mm	49.0	11.9	10.8	12	396	12.5
11405	8mm	49.0	11.9	11.9	12	396	12.5
11406	9mm	49.0	13.1	13.1	6	84	3.4
11407	10mm	49.0	14.6	14.6	6	84	4.3
11408	11mm	49.0	15.9	15.9	6	84	5.1
11409	12mm	49.0	16.9	16.9	6	84	5.4
11410	13mm	49.0	17.9	17.9	6	72	5.0



ANSI B107.5M
DIN 3124

⚠ These sockets should never be used on powers driver, pneumatic impact wrench and/or extenders.

1/4"DR. QUICK-RELEASE RATCHET (TEAR DROP)

Part No.	L(mm)			G.W.(kg)
11900	143	4	24	4.2

ANSI B107.10M
DIN 3122



- SATA's ratchets feature a convenient single hand direction change switch
- SATA's ratchets have quick-release capability to easily eject an engaged socket even under slippery conditions

1/4"DR. QUICK-RELEASE RATCHET (ROUND HEAD)

Part No.	L(mm)			G.W.(kg)
11901	143	4	24	4.2

ANSI B107.10M
DIN 3122



- SATA's ratchets have quick-release capability to easily eject an engaged socket even under slippery conditions

1/4"DR. QUICK-RELEASE RATCHET (TEAR DROP)

Part No.	L(mm)			G.W.(kg)
11902	143	4	24	4.1

ANSI B107.10M
DIN 3122



- SATA's ratchets feature a convenient single hand direction change switch
- SATA's ratchets have quick-release capability to easily eject an engaged socket even under slippery conditions

1/4"DR. HEAVY DUTY OFFSET QUICK-RELEASE RATCHET

Part No.	L(mm)			G.W.(kg)
11970	153	4	24	4.2

ANSI B107.10M
DIN 3122



- SATA's ratchets feature a convenient single hand direction change switch
- SATA's ratchets have quick-release capability to easily eject an engaged socket even under slippery conditions

MAGNETIC PICK-UP TOOL

Part No.	L(mm)			G.W.(kg)
11924	380	6	36	3.0



- Long shaft gets in tight places
- Powerful magnets are fitted into the brass sleeve on these units

1/4"DR. FLEX HANDLE

Part No.	L(mm)			G.W.(kg)
11909	140	6	36	5.2



ANSI B107.10M
DIN 3122

1/4"DR. SLIDING T-BAR

Part No.	L(mm)			G.W.(kg)
11910	100	6	36	2.7



ANSI B107.10M
DIN 3122

1/4"DR. SPINNER HANDLE


Part No.	L(mm)			G.W.(kg)
11911	150	6	36	5.0



ANSI B107.10M
DIN 3122

1/4"DR. UNIVERSAL JOINT

Part No.	L(mm)			G.W.(kg)
11912	34.9	12	168	6.8



ANSI B107.10M
DIN 3123

- ⚠ These sockets should never be used on powers driver, pneumatic impact wrench and/or extenders.

1/4"DR. ADAPTER

Part No.	F	M			G.W.(kg)
11913	1/4"	3/8"	12	384	9.7



ANSI B107.10M
DIN 3123

- ⚠ These sockets should never be used on powers driver, pneumatic impact wrench and/or extenders.

1/4"DR. X 1/4"SHANK BIT COUPLER

Part No.	Shank	Driver			G.W.(kg)
11914	1/4"	1/4"	12	384	9.7



ANSI B107.10M

- ⚠ These sockets should never be used on powers driver, pneumatic impact wrench and/or extenders.

1/4"DR. FLEX SHAFT

Part No.	L(mm)			G.W.(kg)
11922	150	6	36	3.6



- Flex shaft for easy access

1/4"DR. WOBBLE EXTENSION BAR

Part No.	Size	L(mm)	A(mm)			G.W.(kg)
11903	2"	50	6.4	12	396	12.0
11904	4"	100	6.4	12	72	4.6

ANSI B107.10M
DIN 3123



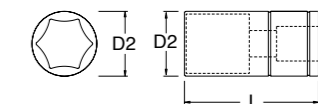
- Unique Design for Dual Function
- For Wobble Function
- Push in for Standard Extension Bar

- ⚠ These sockets should never be used on powers driver, pneumatic impact wrench and/or extenders.

3/8"DR. 6PT. SOCKET (S.A.E.)

Part No.	Size	L(mm)	D1(mm)	D2(mm)			G.W.(kg)
12101	1/4"	25.0	17.2	10.0	6	192	5.5
12102	5/16"	25.0	17.2	11.7	6	192	5.5
12103	3/8"	25.0	17.2	13.8	6	192	5.7
12104	7/16"	25.0	17.2	16.0	6	192	6.3
12105	1/2"	25.0	17.2	17.9	6	192	6.8
12106	9/16"	25.0	19.7	19.7	6	84	3.2
12107	5/8"	25.0	22.2	22.2	6	84	4.5
12108	11/16"	25.0	23.9	23.9	6	72	4.7
12109	3/4"	25.0	25.9	25.9	6	72	5.4
12110	13/16"	28.0	27.9	27.9	4	48	4.8
12111	7/8"	28.0	29.7	29.7	4	48	5.1

ANSI B107.1

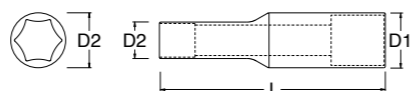


- ⚠ These sockets should never be used on powers driver, pneumatic impact wrench and/or extenders.

3/8"DR. 6PT. DEEP SOCKET (S.A.E.)

Part No.	Size	L(mm)	D1(mm)	D2(mm)			G.W.(kg)
12201	3/8"	63.5	16.8	13.8	6	198	10.9
12202	7/16"	63.5	16.8	16.0	6	198	11.3
12203	1/2"	63.5	17.8	17.8	6	72	6.2
12204	9/16"	63.5	19.8	19.8	6	72	6.5
12205	5/8"	63.5	22.0	22.0	6	72	7.2
12206	11/16"	63.5	23.8	23.8	6	72	9.7
12207	3/4"	63.5	25.8	25.8	6	72	11.6
12208	13/16"	63.5	27.8	27.8	4	48	9.8
12209	7/8"	63.5	29.8	29.8	4	48	10.3

ANSI B107.1

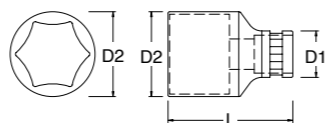


⚠ These sockets should never be used on powers driver, pneumatic impact wrench and/or extenders.

3/8"DR. 6PT. SOCKET (METRIC)

Part No.	Size	L(mm)	D1(mm)	D2(mm)			G.W.(kg)
12301	6mm	25.0	17.0	9.3	6	192	5.5
12302	7mm	25.0	17.0	10.8	6	192	5.7
12303	8mm	25.0	17.0	12.0	6	192	5.8
12304	9mm	25.0	17.0	12.9	6	192	6.0
12305	10mm	25.0	17.0	14.5	6	192	6.0
12306	11mm	25.0	17.0	15.8	6	192	6.0
12307	12mm	25.0	17.0	17.0	6	192	6.3
12308	13mm	25.0	18.3	18.3	6	84	3.6
12309	14mm	25.0	19.5	19.5	6	84	3.8
12310	15mm	25.0	20.8	20.8	6	84	4.0
12311	16mm	25.0	22.0	22.0	6	84	4.4
12312	17mm	25.0	23.3	23.3	6	72	4.3
12313	18mm	25.0	23.8	24.3	6	72	4.4
12314	19mm	28.0	25.5	25.5	6	72	4.5
12315	20mm	28.0	27.0	27.0	4	48	4.0
12316	21mm	28.0	25.0	27.9	4	48	4.1
12317	22mm	31.5	26.0	29.5	4	48	4.8
12318	24mm	31.5	26.0	31.9	4	48	4.9

ANSI B107.5M
DIN 3124

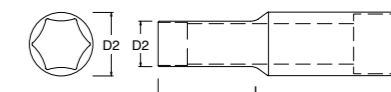


⚠ These sockets should never be used on powers driver, pneumatic impact wrench and/or extenders.

3/8"DR. 6PT. DEEP SOCKET (METRIC)

Part No.	Size	L(mm)	D1(mm)	D2(mm)			G.W.(kg)
12401	8mm	63.5	16.8	12.0	6	198	10.9
12402	9mm	63.5	16.8	12.9	6	198	10.9
12403	10mm	63.5	16.8	16.8	6	198	10.9
12404	11mm	63.5	16.8	16.8	6	198	11.3
12405	12mm	63.5	16.8	16.8	6	198	12.5
12406	13mm	63.5	18.3	18.3	6	72	6.2
12407	14mm	63.5	19.5	19.5	6	72	6.5
12408	15mm	63.5	20.8	20.8	6	72	7.2
12409	16mm	63.5	22.0	22.0	6	72	7.3
12410	17mm	63.5	23.8	23.8	6	72	9.7
12411	18mm	63.5	23.8	23.8	6	72	9.9
12412	19mm	63.5	25.5	25.5	6	72	11.6
12413	20mm	63.5	27.8	27.8	4	48	9.1
12414	21mm	63.5	27.8	27.8	4	48	9.8
12415	22mm	63.5	29.5	29.5	4	48	10.3

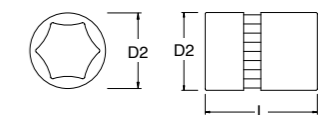
ANSI B107.5M
DIN 3124



⚠ These sockets should never be used on powers driver, pneumatic impact wrench and/or extenders.

3/8" DR. E-TORX® SOCKET

Part No.	Size	L(mm)	D1(mm)	D2(mm)			G.W.(kg)
12701	E4	26.0	17.0	7.0	6	192	3.9
12702	E5	26.0	17.0	8.0	6	192	3.9
12703	E6	26.0	17.0	8.0	6	192	3.9
12704	E7	26.0	17.0	9.0	6	192	3.9
12705	E8	26.0	17.0	10.5	6	192	4.6
12706	E10	26.0	17.0	13.0	6	192	5.6
12707	E11	26.0	17.0	14.0	6	192	5.6
12708	E12	26.0	17.0	15.0	6	192	6.5
12709	E14	28.5	18.3	18.3	6	84	4.7
12710	E16	28.5	18.3	18.3	6	84	5.0
12711	E18	28.5	19.5	19.5	6	84	5.0
12712	E20	30.5	22.0	22.0	6	84	6.1



⚠ These sockets should never be used on powers driver, pneumatic impact wrench and/or extenders.

3/8"DR. QUICK-RELEASE RATCHET (TEAR DROP)

Part No.	L(mm)			G.W.(kg)
12900	200	4	24	7.7

ANSI B107.10M
DIN 3122



- SATA's ratchets feature a convenient single hand direction change switch
- SATA's ratchets have quick-release capability to easily eject an engaged socket even under slippery conditions

3/8"DR. QUICK-RELEASE RATCHET (ROUND HEAD)

Part No.	L(mm)			G.W.(kg)
12901	200	4	24	8.3

ANSI B107.10M
DIN 3122



- SATA's ratchets have quick-release capability to easily eject an engaged socket even under slippery conditions

3/8"DR. QUICK-RELEASE RATCHET (TEAR DROP)

Part No.	L(mm)			G.W.(kg)
12902	200	4	24	7.3

ANSI B107.10M
DIN 3122



- SATA's ratchets feature a convenient single hand direction change switch
- SATA's ratchets have quick-release capability to easily eject an engaged socket even under slippery conditions

3/8"DR. QUICK-RELEASE STUBBY RATCHET

Part No.	L(mm)			G.W.(kg)
12960	115	6	36	6.3

ANSI B107.10M
DIN 3122



- SATA's ratchets feature a convenient single hand direction change switch
- SATA's ratchets have quick-release capability to easily eject an engaged socket even under slippery conditions

3/8"DR. HEAVY DUTY OFFSET QUICK-RELEASE RATCHET

Part No.	L(mm)			G.W.(kg)
12970	217	4	24	8.3

ANSI B107.10M
DIN 3122



- SATA's ratchets feature a convenient single hand direction change switch
- SATA's ratchets have quick-release capability to easily eject an engaged socket even under slippery conditions

3/8"DR. WOBBLE EXTENSION BAR

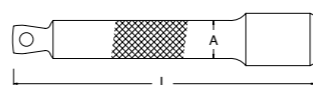
Part No.	Size	L(mm)	A(mm)			G.W.(kg)
12903	3"	75	9.6	6	72	6.4
12904	6"	150	9.6	6	36	6.2
12905	10"	250	9.6	6	36	9.5

ANSI B107.10M
DIN 3123



- For Wobble Function
- Push in for Standard Extension Bar

⚠ These sockets should never be used on powers driver, pneumatic impact wrench and/or extenders.



3/8"DR. LOCKING EXTENSION BAR

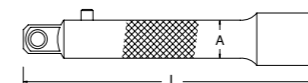
Part No.	Size	L(mm)	A(mm)			G.W.(kg)
12906	3"	75	9.6	6	72	6.7
12907	6"	150	9.6	6	36	6.1
12908	10"	250	9.6	6	36	9.3

ANSI B107.10M
DIN 3123



- No more dropped sockets, extensions or universal joint, one hand on and quick release off.

⚠ These sockets should never be used on powers driver, pneumatic impact wrench and/or extenders.



3/8"DR. FLEX HANDLE

Part No.	L(mm)			G.W.(kg)
12909	265	6	36	10.6

ANSI B107.10M
DIN 3122



⚠ These sockets should never be used on powers driver, pneumatic impact wrench and/or extenders.

3/8"DR. SLIDING T-BAR

Part No.	L(mm)			G.W.(kg)
12910	200	6	36	6.4

ANSI B107.10M
DIN 3122



⚠ These sockets should never be used on powers driver, pneumatic impact wrench and/or extenders.

3/8"DR. OFFSET FLEXIBLE RATCHET

Part No.	L(mm)			G.W.(kg)
12911	275	4	24	10.7

ANSI B107.10M
DIN 3122



⚠ These sockets should never be used on powers driver, pneumatic impact wrench and/or extenders.

3/8"DR. UNIVERSAL JOINT

Part No.	L(mm)			G.W.(kg)
12912	55.6	6	72	10.7

ANSI B107.10M
DIN 3123



⚠ These sockets should never be used on powers driver, pneumatic impact wrench and/or extenders.

3/8"DR. ADAPTER

Part No.	F	M			G.W.(kg)
12913	3/8"	1/4"	6	192	8.4
12914	3/8"	1/2"	6	84	6.1

ANSI B107.10M
DIN 3123



⚠ These sockets should never be used on powers driver, pneumatic impact wrench and/or extenders.

3/8"DR. SPARK PLUG SOCKET

Part No.	Size			G.W.(kg)
12915	16mm	6	72	8.3
12916	21mm	6	72	12.0
12919	5/8"	6	72	8.3
12920	13/16"	6	72	12.0

ANSI B107.34M



⚠ These sockets should never be used on powers driver, pneumatic impact wrench and/or extenders.

3/8"DR. FLEX SHAFT

Part No.	L(mm)			G.W.(kg)
12922	200	6	36	5.8

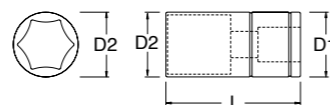


• Flex shaft for easy access

1/2"DR. 6PT. SOCKET (S.A.E.)

Part No.	Size	L(mm)	D1(mm)	D2(mm)			G.W.(kg)
13101	5/16"	37.8	22.2	12.5	6	84	4.9
13102	3/8"	37.8	22.2	14.5	6	84	4.9
13103	7/16"	37.8	22.2	17.5	6	84	5.2
13104	1/2"	37.8	22.2	18.6	6	84	5.2
13105	9/16"	37.8	22.2	20.6	6	84	5.4
13106	5/8"	37.8	22.2	22.2	6	84	5.7
13107	11/16"	37.8	24.2	24.2	6	72	5.8
13108	3/4"	37.8	25.9	25.9	6	72	6.1
13109	13/16"	37.8	27.9	27.9	4	48	5.2
13110	7/8"	37.8	29.9	29.9	4	48	5.9
13111	15/16"	37.8	31.9	31.9	4	48	6.5
13112	1"	40.0	33.9	33.9	4	48	7.7
13113	1-1/16"	40.0	35.9	35.9	4	48	8.7
13114	1-1/8"	42.0	37.9	37.9	4	48	9.9
13115	1-1/4"	42.0	41.9	41.9	2	24	6.0

ANSI B107.1



⚠ These sockets should never be used on powers driver, pneumatic impact wrench and/or extenders.

3/8"DR. X 1/4"SHANK BIT COUPLER

Part No.	Shank	Driver			G.W.(kg)
12917	1/4"	3/8"	6	192	9.1

ANSI B107.10M
DIN 3123



⚠ These sockets should never be used on powers driver, pneumatic impact wrench and/or extenders.

3/8"DR. 3-WAY ADAPTER

Part No.	F	M			G.W.(kg)
12930	3/8"	1/2"	6	72	8.1

ANSI B107.10M
DIN 3123

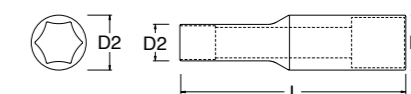


⚠ These sockets should never be used on powers driver, pneumatic impact wrench and/or extenders.

1/2"DR. 6PT. DEEP SOCKET (S.A.E.)

Part No.	Size	L(mm)	D1(mm)	D2(mm)			G.W.(kg)
13201	3/8"	77.0	22.0	14.5	6	72	7.5
13202	7/16"	77.0	22.0	17.0	6	72	8.2
13203	1/2"	77.0	22.0	18.6	6	72	8.6
13204	9/16"	77.0	22.0	20.6	6	72	8.9
13205	5/8"	77.0	22.0	22.0	6	72	8.9
13206	11/16"	77.0	23.8	23.8	6	72	10.5
13207	3/4"	77.0	25.8	25.8	6	72	12.4
13208	13/16"	77.0	27.8	27.8	4	48	10.1
13209	7/8"	77.0	29.8	29.8	4	48	11.3
13210	15/16"	77.0	31.8	31.8	4	48	12.2
13211	1"	77.0	33.8	33.8	4	48	14.7
13212	1-1/16"	77.0	35.8	35.8	4	48	17.0
13213	1-1/8"	77.0	37.8	37.8	4	48	18.6
13214	1-1/4"	77.0	41.8	41.8	2	24	10.3

ANSI B107.1

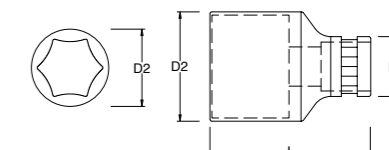


⚠ These sockets should never be used on powers driver, pneumatic impact wrench and/or extenders.

1/2"DR. 6PT. SOCKET (METRIC)

Part No.	Size	L(mm)	D1(mm)	D2(mm)			G.W.(kg)
13319	8mm	37.8	22.2	13.3	6	84	4.9
13320	9mm	37.8	22.2	14.3	6	84	4.9
13301	10mm	37.8	22.2	15.3	6	84	4.9
13302	11mm	37.8	22.2	16.5	6	84	4.9
13303	12mm	37.8	22.2	17.8	6	84	5.2
13304	13mm	37.8	22.2	19.0	6	84	5.2
13305	14mm	37.8	22.2	20.3	6	84	5.4
13306	15mm	37.8	22.2	21.4	6	84	5.7
13307	16mm	37.8	22.2	22.2	6	84	5.7
13308	17mm	37.8	23.9	23.9	6	72	5.8
13309	18mm	37.8	24.9	24.9	6	72	6.1
13310	19mm	37.8	24.0	25.9	6	72	6.1
13311	20mm	37.8	24.0	27.8	4	48	5.2
13312	21mm	37.8	24.0	27.9	4	48	5.9
13313	22mm	40.0	26.0	29.9	4	48	5.9
13314	23mm	40.0	26.0	31.1	4	48	6.5
13315	24mm	40.0	26.0	31.9	4	48	6.5
13316	27mm	43.0	28.0	35.9	4	48	8.7
13317	30mm	43.0	31.0	39.9	2	24	5.2
13318	32mm	43.0	33.0	41.9	2	24	6.1
13321	34mm	43.0	35.0	43.9	2	24	7.6

ANSI B107.5M
DIN 3124

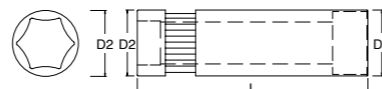


⚠ These sockets should never be used on powers driver, pneumatic impact wrench and/or extenders.

1/2"DR. 6PT. DEEP SOCKET (METRIC)

Part No.	Size	L(mm)	D1(mm)	D2(mm)			G.W.(kg)
13401	10mm	77.0	22.0	15.3	6	72	7.5
13402	11mm	77.0	22.0	16.5	6	72	8.2
13403	12mm	77.0	22.0	17.8	6	72	8.6
13404	13mm	77.0	22.0	19.0	6	72	8.6
13405	14mm	77.0	22.0	20.3	6	72	8.9
13406	15mm	77.0	22.0	21.4	6	72	8.9
13407	16mm	77.0	22.0	22.0	6	72	8.9
13408	17mm	77.0	23.8	23.8	6	72	10.5
13409	18mm	77.0	24.8	24.8	6	72	12.4
13410	19mm	77.0	25.8	25.8	6	72	12.4
13411	20mm	77.0	27.8	27.8	4	48	10.1
13412	21mm	77.0	27.8	27.8	4	48	10.1
13413	22mm	77.0	29.8	29.8	4	48	11.3
13414	24mm	77.0	31.8	31.8	4	48	12.2
13415	27mm	77.0	35.8	35.8	4	48	17.0
13416	30mm	77.0	39.8	39.8	2	24	9.5
13417	32mm	77.0	41.8	41.8	2	24	10.3

ANSI B107.5M
DIN 3124

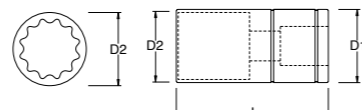


These sockets should never be used on powers driver, pneumatic impact wrench and/or extenders.

1/2"DR. 12PT. SOCKET (S.A.E.)

Part No.	Size	L(mm)	D1(mm)	D2(mm)			G.W.(kg)
13501	5/16"	37.8	22.2	12.5	6	84	4.9
13502	3/8"	37.8	22.2	14.5	6	84	4.9
13503	7/16"	37.8	22.2	17.5	6	84	5.2
13504	1/2"	37.8	22.2	18.6	6	84	5.2
13505	9/16"	37.8	22.2	20.6	6	84	5.4
13506	5/8"	37.8	22.2	22.2	6	84	5.7
13507	11/16"	37.8	24.2	24.2	6	72	5.8
13508	3/4"	37.8	25.9	25.9	6	72	6.1
13509	13/16"	37.8	27.9	27.9	4	48	5.2
13510	7/8"	37.8	29.9	29.9	4	48	5.9
13511	15/16"	37.8	31.9	31.9	4	48	6.5
13512	1"	40.0	33.9	33.9	4	48	7.7
13513	1-1/16"	40.0	35.9	35.9	4	48	8.7
13514	1-1/8"	42.0	37.9	37.9	4	48	9.9
13515	1-1/4"	42.0	41.9	41.9	2	24	6.1

ANSI B107.1

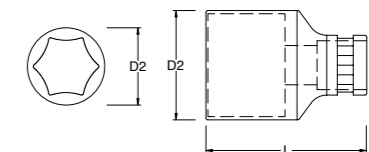


These sockets should never be used on powers driver, pneumatic impact wrench and/or extenders.

1/2"DR. 12PT. SOCKET (METRIC)

Part No.	Size	L(mm)	D1(mm)	D2(mm)			G.W.(kg)
13619	8mm	37.8	22.2	13.3	6	84	4.9
13620	9mm	37.8	22.2	14.3	6	84	4.9
13601	10mm	37.8	22.2	15.3	6	84	4.9
13602	11mm	37.8	22.2	16.5	6	84	5.2
13603	12mm	37.8	22.2	17.8	6	84	5.2
13604	13mm	37.8	22.2	19.0	6	84	5.2
13605	14mm	37.8	22.2	20.3	6	84	5.4
13606	15mm	37.8	22.2	21.4	6	84	5.8
13607	16mm	37.8	22.2	22.2	6	84	5.8
13608	17mm	37.8	23.9	23.9	6	72	5.8
13609	18mm	37.8	24.9	24.9	6	72	6.1
13610	19mm	37.8	24.0	25.9	6	72	6.1
13611	20mm	37.8	24.0	27.8	4	48	5.2
13612	21mm	37.8	24.0	27.9	4	48	5.9
13613	22mm	40.0	26.0	29.9	4	48	5.9
13614	23mm	40.0	26.0	31.1	4	48	6.5
13615	24mm	40.0	26.0	31.9	4	48	6.5
13616	27mm	43.0	28.0	35.9	4	48	8.7
13617	30mm	43.0	31.0	39.9	2	24	5.2
13618	32mm	43.0	33.0	41.9	2	24	6.1

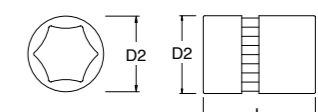
ANSI B107.5M
DIN 3124



These sockets should never be used on powers driver, pneumatic impact wrench and/or extenders.

1/2"DR. E-TORX® SOCKET

Part No.	Size	L(mm)	D1(mm)	D2(mm)			G.W.(kg)
13701	E10	38.0	13.0	22.0	6	84	5.2
13702	E12	38.0	15.0	22.0	6	84	5.4
13703	E14	38.0	17.0	22.0	6	84	5.7
13704	E16	38.0	19.0	22.0	6	84	5.7
13705	E18	38.0	21.0	23.8	6	72	6.1
13706	E20	38.0	23.5	25.8	4	48	5.9
13707	E22	38.0	25.8	25.8	4	48	6.5
13708	E24	40.0	27.8	27.8	4	48	6.5



These sockets should never be used on powers driver, pneumatic impact wrench and/or extenders.

1/2"DR. QUICK-RELEASE RATCHET (TEAR DROP)

Part No.	L(mm)			G.W.(kg)
13900	250	4	24	12.8

ANSI B107.10M
DIN 3122



- SATA's ratchets feature a convenient single hand direction change switch
- SATA's ratchets have quick-release capability to easily eject an engaged socket even under slippery conditions

1/2"DR. QUICK-RELEASE RATCHET (ROUND HEAD)

Part No.	L(mm)			G.W.(kg)
13901	250	4	24	15.8

ANSI B107.10M
DIN 3122



- SATA's ratchets have quick-release capability to easily eject an engaged socket even under slippery conditions

1/2"DR. QUICK-RELEASE RATCHET (TEAR DROP)

Part No.	L(mm)			G.W.(kg)
13902	250	4	24	14.8

ANSI B107.10M
DIN 3122



- SATA's ratchets feature a convenient single hand direction change switch
- SATA's ratchets have quick-release capability to easily eject an engaged socket even under slippery conditions

1/2"DR. QUICK-RELEASE STUBBY RATCHET

Part No.	L(mm)			G.W.(kg)
13960	140	6	24	10.4

ANSI B107.10M
DIN 3122



- SATA's ratchets feature a convenient single hand direction change switch
- SATA's ratchets have quick-release capability to easily eject an engaged socket even under slippery conditions

1/2"DR. HEAVY DUTY OFFSET QUICK-RELEASE RATCHET

Part No.	L(mm)			G.W.(kg)
13970	261	4	24	14.8

ANSI B107.10M
DIN 3122



- SATA's ratchets feature a convenient single hand direction change switch
- SATA's ratchets have quick-release capability to easily eject an engaged socket even under slippery conditions

1/2"DR. WOBBLE EXTENSION BAR

Part No.	Size	L(mm)	A(mm)			G.W.(kg)
13904	5"	125	12.7	4	24	6.2
13905	10"	250	12.7	4	24	12.9

ANSI B107.10M
DIN 3123



- For Wobble Function
- Push in for Standard Extension Bar

⚠ These sockets should never be used on powers driver, pneumatic impact wrench and/or extenders.



1/2"DR. LOCKING EXTENSION BAR

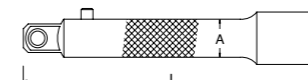
Part No.	Size	L(mm)	A(mm)			G.W.(kg)
13906	3"	75	12.7	4	120	26.7
13907	5"	125	12.7	4	24	6.6
13908	10"	250	12.7	4	24	12.9

ANSI B107.10M
DIN 3123



- No more dropped sockets, extensions or universal joint, one hand on and quick release off.

⚠ These sockets should never be used on powers driver, pneumatic impact wrench and/or extenders.



1/2"DR. SLIDING T-BAR

Part No.	L(mm)			G.W.(kg)
13910	250	4	24	11.7

ANSI B107.10M
DIN 3122



⚠ These sockets should never be used on powers driver, pneumatic impact wrench and/or extenders.

1/2"DR. FLEX HANDLE

Part No.	L(mm)			G.W.(kg)
13909	250	4	24	14.7
13911	375	4	16	19.4
13951	432	4	24	22.9

ANSI B107.10M
DIN 3122



⚠ These sockets should never be used on powers driver, pneumatic impact wrench and/or extenders.

1/2"DR. UNIVERSAL JOINT

Part No.	L(mm)			G.W.(kg)
13912	70.6	4	48	8.3

ANSI B107.10M
DIN 3123



⚠ These sockets should never be used on powers driver, pneumatic impact wrench and/or extenders.

1/2"DR. ADAPTER

Part No.	F	M			G.W.(kg)
13913	1/2"	3/8"	4	56	9.2
13950	1/2"	3/4"	4	120	15.4

ANSI B107.10M
DIN 3123



⚠ These sockets should never be used on powers driver, pneumatic impact wrench and/or extenders.

1/2"DR. X 5/16"SHANK BIT COUPLER

Part No.	Shank	Driver			G.W.(kg)
13914	5/16"	1/2"	6	72	8.1

ANSI B107.10M
DIN 3123



⚠ These sockets should never be used on powers driver, pneumatic impact wrench and/or extenders.

1/2"DR. SPARK PLUG SOCKET

Part No.	Size			G.W.(kg)
13915	16mm	4	72	10.5
13916	21mm	4	80	18.6
13917	5/8"	4	48	7.1
13918	13/16"	4	48	11.3

ANSI B107.34M



These sockets should never be used on powers driver, pneumatic impact wrench and/or extenders.

1/2"DR. 3-WAY ADAPTER

Part No.	F	M			G.W.(kg)
13930	1/2"	3/8"	4	56	6.4

ANSI B107.10M
DIN 3123



These sockets should never be used on powers driver, pneumatic impact wrench and/or extenders.

1/2"DR. OFFSET HANDLE

Part No.	L(mm)			G.W.(kg)
13919	260	4	24	11.5

ANSI B107.10M
DIN 3122



1/2"DR. SPEED HANDLE

Part No.	L(inch)			G.W.(kg)
17001	16"	6	12	15.4

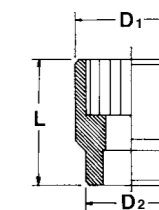
ANSI B107.10M
DIN 3122



3/4"DR. 12PT. SOCKET (S.A.E.)

Part No.	Size	L(mm)	D1(mm)	D2(mm)			G.W.(kg)
16501	3/4"	50.0	29.2	33.0	10	60	13.6
16502	13/16"	50.0	31.2	33.0	10	60	13.6
16503	7/8"	50.0	32.2	36.0	10	60	13.6
16504	15/16"	51.0	34.2	36.0	10	60	13.6
16505	1"	52.0	37.0	36.0	10	60	13.6
16506	1-1/16"	52.0	38.0	36.0	10	60	13.6
16507	1-1/8"	52.0	40.0	38.0	8	48	12.5
16508	1-3/16"	54.0	42.0	38.0	8	48	13.5
16509	1-1/4"	56.0	44.0	38.0	6	36	11.8
16510	1-5/16"	56.0	46.0	38.0	6	36	12.9
16511	1-3/8"	58.0	48.0	42.0	6	36	14.0
16512	1-7/16"	58.0	50.0	42.0	6	36	15.4
16513	1-1/2"	60.0	52.0	45.0	4	24	12.0
16520	1-9/16"	72.0	68.0	48.0	4	24	13.1
16514	1-5/8"	62.0	54.0	45.0	4	24	14.2
16515	1-11/16"	64.0	56.0	45.0	4	24	15.0
16516	1-3/4"	65.0	58.0	45.0	4	16	10.6
16517	1-13/16"	66.0	60.0	48.0	4	16	11.3
16518	1-7/8"	68.0	62.0	48.0	2	12	9.7
16519	2"	70.0	64.0	48.0	2	12	10.3
16521	2-1/16"	72.0	70.0	48.0	2	8	7.5
16522	2-1/8"	74.0	72.0	48.0	2	8	8.1
16523	2-1/4"	76.0	76.0	48.0	2	8	8.7

ANSI B107.5M
DIN 3124

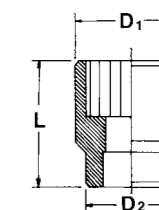


These sockets should never be used on powers driver, pneumatic impact wrench and/or extenders.

3/4"DR. 12PT. SOCKET (METRIC)

Part No.	Size	L(mm)	D1(mm)	D2(mm)			G.W.(kg)
16602	19mm	50.0	29.0	33.0	10	60	13.8
16603	21mm	50.0	31.2	33.0	10	60	13.8
16604	22mm	50.0	32.2	36.0	10	60	13.8
16605	23mm	51.0	33.2	36.0	10	60	13.8
16606	24mm	52.0	34.2	36.0	10	60	13.8
16607	25mm	52.0	36.0	35.0	10	60	13.8
16608	26mm	52.0	37.0	36.0	10	60	13.8
16609	27mm	54.0	38.0	36.0	10	60	13.8
16610	28mm	56.0	39.0	36.0	8	48	12.0
16611	29mm	56.0	40.0	38.0	8	48	12.5
16612	30mm	58.0	42.0	38.0	8	48	13.5
16613	32mm	58.0	44.0	38.0	6	36	11.1
16614	33mm	60.0	46.0	38.0	6	36	12.2
16615	34mm	62.0	47.0	38.0	6	36	12.9
16616	35mm	64.0	48.0	42.0	6	36	14.0
16617	36mm	65.0	50.0	42.0	6	36	15.4
16618	38mm	66.0	52.0	45.0	4	24	12.0
16619	41mm	68.0	56.0	45.0	4	24	14.2
16620	46mm	70.0	62.0	47.0	4	16	11.3
16622	50mm	72.0	68.0	48.0	2	12	10.3
16623	55mm	72.0	74.0	48.0	2	12	12.6
16624	60mm	74.0	80.0	48.0	2	12	13.2

ANSI B107.5M
DIN 3124



These sockets should never be used on powers driver, pneumatic impact wrench and/or extenders.

48 Socket & Drive Tool - Open Stock

3/4"DR. QUICK-RELEASE RATCHET (TEAR DROP)

Part No.	L(mm)			G.W.(kg)
16901	510	1	8	20.4

ANSI B107.10M
DIN 3122



- SATA's ratchets feature a convenient single hand direction change switch
- SATA's ratchets have quick-release capability to easily eject an engaged socket even under slippery conditions

3/4"DR. EXTENSION BAR

Part No.	Size	L(mm)			G.W.(kg)
16902	4"	100	6	36	15.6
16903	8"	200	3	18	13.8
16904	16"	400	2	12	9.3

ANSI B107.10M
DIN 3123



⚠ These sockets should never be used on powers driver, pneumatic impact wrench and/or extenders.

3/4"DR. SLIDING T-BAR

Part No.	L(mm)			G.W.(kg)
16905	450	1	24	35.6

ANSI B107.10M
DIN 3122



⚠ These sockets should never be used on powers driver, pneumatic impact wrench and/or extenders.

3/4"DR. FLEX HANDLE

Part No.	L(mm)			G.W.(kg)
16906	475	1	9	17.9

ANSI B107.10M
DIN 3122



⚠ These sockets should never be used on powers driver, pneumatic impact wrench and/or extenders.

3/4"DR. UNIVERSAL JOINT

Part No.	L(mm)			G.W.(kg)
16907	70.6	3	18	11.6

ANSI B107.10M
DIN 3123



⚠ These sockets should never be used on powers driver, pneumatic impact wrench and/or extenders.

3/4"DR. ADAPTER

Part No.	F	M			G.W.(kg)
16908	3/4"	1/2"	6	36	8.4

ANSI B107.10M
DIN 3122



⚠ These sockets should never be used on powers driver, pneumatic impact wrench and/or extenders.

49 Socket & Drive Tool - Open Stock

3/4"DR. OFFSET HANDLE

Part No.	L(mm)			G.W.(kg)
16919	380	4	24	25.6

ANSI B107.10M
DIN 3122



1/4"DR. TORX® BIT SOCKET

Part No.	Size	L(mm)			G.W.(kg)
21101	T-8	37.0	12	144	3.6
21102	T-10	37.0	12	144	3.6
21103	T-15	37.0	12	144	3.6
21104	T-20	37.0	12	144	3.6
21105	T-25	37.0	12	144	3.6
21108	T-27	37.0	12	144	3.6
21106	T-30	37.0	12	396	8.7
21107	T-40	37.0	12	396	8.7



⚠ These sockets should never be used on powers driver, pneumatic impact wrench and/or extenders. Nature of this product is subject to wear and tear upon usage. Not covered under Lifetime Warranty.

1/4"DR. HEX BIT SOCKET

Part No.	Size	L(mm)			G.W.(kg)
21201	3mm	37.0	12	396	8.7
21202	4mm	37.0	12	396	9.2
21203	5mm	37.0	12	396	9.2
21204	6mm	37.0	12	396	9.8
21206	7mm	37.0	12	396	10.3
21205	8mm	37.0	12	396	10.3



⚠ These sockets should never be used on powers driver, pneumatic impact wrench and/or extenders. Nature of this product is subject to wear and tear upon usage. Not covered under Lifetime Warranty.

1/4"DR. PHILLIPS BIT SOCKET

Part No.	Size	L(mm)			G.W.(kg)
21301	#1	37.0	12	396	8.7
21302	#2	37.0	12	396	9.2
21303	#3	37.0	12	396	9.2



⚠ These sockets should never be used on powers driver, pneumatic impact wrench and/or extenders. Nature of this product is subject to wear and tear upon usage. Not covered under Lifetime Warranty.

1/4"DR. POZI-DRIVE BIT SOCKET

Part No.	Size	L(mm)			G.W.(kg)
21401	#1	37.0	12	396	8.7
21402	#2	37.0	12	396	9.2
21403	#3	37.0	12	396	9.2



! These sockets should never be used on powers driver, pneumatic impact wrench and/or extenders. Nature of this product is subject to wear and tear upon usage. Not covered under Lifetime Warranty.

1/4"DR. SLOTTED BIT SOCKET

Part No.	Size	L(mm)			G.W.(kg)
21501	4.0mm	37.0	12	396	9.2
21502	5.5mm	37.0	12	396	9.2
21503	6.5mm	37.0	12	396	9.2



! These sockets should never be used on powers driver, pneumatic impact wrench and/or extenders. Nature of this product is subject to wear and tear upon usage. Not covered under Lifetime Warranty.

3/8"DR. TORX® BIT SOCKET

Part No.	Size	L(mm)			G.W.(kg)
22101	T-10	50.0	6	198	9.2
22102	T-15	50.0	6	198	8.9
22103	T-20	50.0	6	198	9.2
22104	T-25	50.0	6	198	9.2
22105	T-27	50.0	6	198	9.2
22106	T-30	50.0	6	198	9.2
22107	T-40	50.0	6	198	9.5
22108	T-45	50.0	6	198	10.0
22109	T-50	50.0	6	198	10.6
22110	T-55	50.0	6	198	11.4
22111	T-60	50.0	6	198	11.7



! These sockets should never be used on powers driver, pneumatic impact wrench and/or extenders. Nature of this product is subject to wear and tear upon usage. Not covered under Lifetime Warranty.

3/8"DR. HEX BIT SOCKET (METRIC)

Part No.	Size	L(mm)			G.W.(kg)
22201	3mm	50.0	6	198	8.9
22202	4mm	50.0	6	198	9.2
22203	5mm	50.0	6	198	9.2
22204	6mm	50.0	6	198	9.2
22205	7mm	50.0	6	198	9.8
22206	8mm	50.0	6	198	10.9
22207	10mm	50.0	6	198	12.0



! These sockets should never be used on powers driver, pneumatic impact wrench and/or extenders. Nature of this product is subject to wear and tear upon usage. Not covered under Lifetime Warranty.

3/8"DR. HEX BIT SOCKET (S.A.E.)

Part No.	Size	L(mm)			G.W.(kg)
22701	1/8"	50.0	6	198	8.9
22702	5/32"	50.0	6	198	9.2
22703	3/16"	50.0	6	198	9.2
22704	7/32"	50.0	6	198	9.2
22705	1/4"	50.0	6	198	9.8
22706	5/16"	50.0	6	198	10.9
22707	3/8"	50.0	6	198	12.0



! These sockets should never be used on powers driver, pneumatic impact wrench and/or extenders. Nature of this product is subject to wear and tear upon usage. Not covered under Lifetime Warranty.

3/8"DR. PHILLIPS BIT SOCKET

Part No.	Size	L(mm)			G.W.(kg)
22301	#1	50.0	6	198	9.2
22302	#2	50.0	6	198	9.2
22303	#3	50.0	6	198	9.5



! These sockets should never be used on powers driver, pneumatic impact wrench and/or extenders. Nature of this product is subject to wear and tear upon usage. Not covered under Lifetime Warranty.

3/8"DR. POZI-DRIVE BIT SOCKET

Part No.	Size	L(mm)			G.W.(kg)
22401	#1	50.0	6	198	9.2
22402	#2	50.0	6	198	9.5
22403	#3	50.0	6	198	9.2



! These sockets should never be used on powers driver, pneumatic impact wrench and/or extenders. Nature of this product is subject to wear and tear upon usage. Not covered under Lifetime Warranty.

3/8"DR. SLOTTED BIT SOCKET

Part No.	Size	L(mm)			G.W.(kg)
22501	5.5mm	50.0	6	198	9.2
22502	6.5mm	50.0	6	198	9.2
22503	8.0mm	50.0	6	198	9.8



! These sockets should never be used on powers driver, pneumatic impact wrench and/or extenders. Nature of this product is subject to wear and tear upon usage. Not covered under Lifetime Warranty.

3/8"DR. TORX® BIT SOCKET (TAMPER-PROOF)

Part No.	Size	L(mm)			G.W.(kg)
22601	TT-45	50.0	6	198	9.2
22602	TT-50	50.0	6	198	9.2
22603	TT-55	50.0	6	198	9.6
22604	TT-60	50.0	6	198	11.4



⚠ These sockets should never be used on powers driver, pneumatic impact wrench and/or extenders. Nature of this product is subject to wear and tear upon usage. Not covered under Lifetime Warranty.

1/2"DR. TORX® BIT SOCKET

Part No.	Size	L(mm)			G.W.(kg)
24101	T-20	50.0	6	180	14.1
24102	T-25	50.0	6	180	14.3
24103	T-27	50.0	6	180	14.6
24104	T-30	50.0	6	180	15.0
24105	T-40	50.0	6	180	15.3
24106	T-45	50.0	6	180	16.4
24107	T-50	50.0	6	180	16.4
24108	T-55	50.0	6	180	17.1
24109	T-60	50.0	6	180	22.2



⚠ These sockets should never be used on powers driver, pneumatic impact wrench and/or extenders. Nature of this product is subject to wear and tear upon usage. Not covered under Lifetime Warranty.

1/2"DR. HEX BIT SOCKET (METRIC)

Part No.	Size	L(mm)			G.W.(kg)
24201	4mm	50.0	6	180	14.3
24202	5mm	50.0	6	180	14.6
24203	6mm	50.0	6	180	15.3
24204	7mm	50.0	6	180	16.1
24205	8mm	50.0	6	180	16.2
24206	10mm	50.0	6	180	17.3
24207	12mm	50.0	6	180	22.9
24208	14mm	50.0	6	180	23.8
24209	17mm	50.0	6	180	25.6



⚠ These sockets should never be used on powers driver, pneumatic impact wrench and/or extenders. Nature of this product is subject to wear and tear upon usage. Not covered under Lifetime Warranty.

1/2"DR. HEX BIT SOCKET (S.A.E.)

Part No.	Size	L(mm)			G.W.(kg)
24401	1/4"	50.0	6	180	16.1
24402	5/16"	50.0	6	180	16.2
24403	3/8"	50.0	6	180	17.3
24404	7/16"	50.0	6	180	20.4
24405	1/2"	50.0	6	180	22.9
24406	9/16"	50.0	6	180	23.8
24407	5/8"	50.0	6	180	25.6



⚠ These sockets should never be used on powers driver, pneumatic impact wrench and/or extenders. Nature of this product is subject to wear and tear upon usage. Not covered under Lifetime Warranty.

1/2"DR. SPLINE BIT SOCKET

Part No.	Size	L(mm)			G.W.(kg)
24801	M-5	50.0	6	180	14.3
24802	M-6	50.0	6	180	14.5
24803	M-8	50.0	6	180	14.9
24804	M-10	50.0	6	180	16.8
24805	M-12	50.0	6	180	21.8
24806	M-14	50.0	6	180	22.2
24807	M-16	50.0	6	180	23.6



⚠ These sockets should never be used on powers driver, pneumatic impact wrench and/or extenders. Nature of this product is subject to wear and tear upon usage. Not covered under Lifetime Warranty.

1/2"DR. 100L TORX® BIT SOCKET

Part No.	Size	L(mm)			G.W.(kg)
25101	T-20	100.0	6	72	7.3
25102	T-25	100.0	6	72	7.4
25103	T-27	100.0	6	72	7.5
25104	T-30	100.0	6	72	7.7
25105	T-40	100.0	6	72	7.8
25106	T-45	100.0	6	72	7.9
25107	T-50	100.0	6	72	8.0
25108	T-55	100.0	6	72	9.0
25109	T-60	100.0	6	72	13.3



⚠ These sockets should never be used on powers driver, pneumatic impact wrench and/or extenders. Nature of this product is subject to wear and tear upon usage. Not covered under Lifetime Warranty.

1/2"DR. 100L HEX BIT SOCKET

Part No.	Size	L(mm)			G.W.(kg)
25201	4mm	100.0	6	72	7.6
25202	5mm	100.0	6	72	7.6
25203	6mm	100.0	6	72	7.5
25204	7mm	100.0	6	72	7.8
25205	8mm	100.0	6	72	8.0
25206	10mm	100.0	6	72	9.5
25207	12mm	100.0	6	72	13.4
25208	14mm	100.0	6	72	14.0
25209	17mm	100.0	6	72	16.7



⚠ These sockets should never be used on powers driver, pneumatic impact wrench and/or extenders. Nature of this product is subject to wear and tear upon usage. Not covered under Lifetime Warranty.

1/2"DR. 100L SPLINE BIT SOCKET

Part No.	Size	L(mm)			G.W.(kg)
25801	M-5	100.0	6	72	7.2
25802	M-6	100.0	6	72	7.4
25803	M-8	100.0	6	72	7.7
25804	M-10	100.0	6	72	8.8
25805	M-12	100.0	6	72	13.3
25806	M-14	100.0	6	72	13.4
25807	M-16	100.0	6	72	16.1



⚠ These sockets should never be used on powers driver, pneumatic impact wrench and/or extenders. Nature of this product is subject to wear and tear upon usage. Not covered under Lifetime Warranty.



For use with impact drivers.



Manufactured from Chrome molybdenum material for increased strength and greater impact resistance.



Manganese phosphate treatment for better corrosion protection.

Eye protection must always be worn when using impact tool.



12PC. 1/2"DR. IMPACT SOCKET SET (S.A.E.)

Part No.	Content		G.W.(kg)
09008	12PC.	12	26.8

DESCRIPTION:

- 10 - 6pt. S.A.E. Sockets
7/16", 1/2", 9/16", 5/8", 11/16", 3/4", 13/16", 7/8", 15/16", 1"
- 1 - Impact Universal Joint
- 1 - Impact Extension Bar 5"



12PC. 1/2"DR. IMPACT SOCKET SET (METRIC)

Part No.	Content		G.W.(kg)
09009	12PC.	12	25.7

DESCRIPTION:

- 10 - 6pt. Metric Sockets
10, 11, 13, 14, 17, 19, 21, 22, 23, 24MM
- 1 - Impact Universal Joint
- 1 - Impact Extension Bar 5"



1/4"DR. IMPACT ADAPTER

Part No.	F	M			G.W.(kg)
34714	1/4"	3/8"	20	300	5.2

ANSI B107.2
DIN 3129



3/8"DR. 6PT. IMPACT SOCKET (METRIC)

Part No.	Size			G.W.(kg)
34201	6mm	6	84	3.9
34202	7mm	6	84	3.9
34203	8mm	6	84	3.9
34204	9mm	6	84	3.9
34205	10mm	6	84	3.9
34206	11mm	6	84	3.9
34207	12mm	6	84	3.9
34208	13mm	6	84	4.0
34209	14mm	6	84	4.7
34210	15mm	6	72	5.1
34211	16mm	6	72	6.0
34212	17mm	6	72	6.5
34213	18mm	6	60	6.0
34214	19mm	6	60	6.3

ANSI B107.2
DIN 3129



3/8"DR. IMPACT EXTENSION BAR

Part No.	Size	L(mm)			G.W.(kg)
34701	3"	75	12	180	15.4
34702	6"	150	6	60	10.6

ANSI B107.2



3/8"DR. IMPACT UNIVERSAL JOINT

Part No.	L(mm)			G.W.(kg)
32902	52	6	72	6.4

ANSI B107.2



3/8"DR. IMPACT ADAPTER

Part No.	F	M			G.W.(kg)
34715	3/8"	1/2"	20	200	12.3

ANSI B107.2
DIN 3129



1/2"DR. 6PT. IMPACT SOCKET (S.A.E.)

Part No.	Size			G.W.(kg)
33101	7/16"	6	72	7.0
33102	1/2"	6	72	7.8
33103	9/16"	6	72	7.9
33104	5/8"	6	72	7.9
33105	11/16"	6	72	9.8
33106	3/4"	4	48	8.4
33107	13/16"	4	48	9.6
33108	7/8"	4	48	10.4
33109	15/16"	4	48	11.7
33110	1"	4	48	12.8

ANSI B107.2



1/2"DR. 6PT. IMPACT SOCKET (METRIC)

Part No.	Size			G.W.(kg)
34303	10mm	6	72	7.7
34304	11mm	6	72	7.8
34305	12mm	6	72	7.8
34306	13mm	6	72	7.9
34307	14mm	6	72	7.9
34308	15mm	6	72	7.9
34309	16mm	6	72	7.9
34310	17mm	6	72	8.2
34311	18mm	4	48	8.5
34312	19mm	4	48	8.7
34314	21mm	4	48	9.2
34315	22mm	4	48	10.4
34316	23mm	4	48	10.4
34317	24mm	4	48	11.9
34320	27mm	4	48	12.4
34322	29mm	2	24	5.1
34323	30mm	2	24	5.7
34325	32mm	2	24	6.1

ANSI B107.2
DIN 3129



1/2"DR. 6PT. DEEP IMPACT SOCKET (METRIC)

Part No.	Size			G.W.(kg)
34403	10mm	6	72	13.7
34404	11mm	6	72	13.8
34405	12mm	6	72	13.8
34406	13mm	6	72	14.1
34407	14mm	6	72	14.1
34408	15mm	6	72	14.2
34409	16mm	6	72	14.2
34410	17mm	6	72	14.8
34411	18mm	4	48	11.9
34412	19mm	4	48	12.4
34414	21mm	4	48	13.0
34415	22mm	4	48	14.8
34417	24mm	4	48	16.7
34419	26mm	4	48	17.2
34420	27mm	4	48	18.2
34422	29mm	2	24	10.3
34423	30mm	2	24	11.2
34425	32mm	2	24	11.5

ANSI B107.2
DIN 3129



58 Impact Socket - Open Stock

1/2"DR. IMPACT EXTENSION BAR

Part No.	Size	L(mm)			G.W.(kg)
33911	3"	75	4	48	13.2
34703	5"	125	6	72	16.9
34704	6"	150	6	72	19.9
34705	10"	250	6	36	16.9
34706	12"	300	6	30	16.4

ANSI B107.2



1/2"DR. IMPACT UNIVERSAL JOINT

Part No.	L(mm)			G.W.(kg)
34719	52	6	90	14.0

ANSI B107.2



1/2"DR. IMPACT ADAPTER

Part No.	F	M			G.W.(kg)
34716	1/2"	3/8"	20	200	12.3
34717	1/2"	3/4"	6	60	16.0

ANSI B107.2
DIN 3129



59 Impact Socket - Open Stock

3/4"DR. 6PT. IMPACT SOCKET (METRIC)

Part No.	Size			G.W.(kg)
34505	17mm	6	72	15.0
34506	18mm	6	72	16.5
34507	19mm	6	72	17.5
34508	20mm	6	72	18.0
34509	21mm	6	72	18.2
34510	22mm	6	72	19.0
34511	23mm	6	54	18.5
34512	24mm	6	54	19.0
34513	25mm	6	54	17.5
34514	26mm	6	54	18.6
34515	27mm	6	36	11.0
34516	28mm	6	36	12.0
34517	29mm	6	36	15.7
34518	30mm	6	36	16.0
34519	31mm	6	36	16.0
34520	32mm	6	36	16.0
34521	33mm	6	36	17.0
34522	34mm	6	36	17.0
34523	35mm	6	36	17.5
34524	36mm	6	36	19.0
34525	37mm	6	36	20.0
34526	38mm	6	36	20.0
34527	39mm	6	36	22.0
34528	40mm	6	30	18.1
34529	41mm	6	30	19.0

ANSI B107.2
DIN 3129



3/4"DR. 6PT. DEEP IMPACT SOCKET (METRIC)

Part No.	Size			G.W.(kg)
34605	17mm	1	32	19.5
34606	18mm	1	32	20.0
34607	19mm	1	32	20.0
34608	20mm	1	20	12.0
34609	21mm	1	20	12.9
34610	22mm	1	20	13.2
34611	23mm	1	20	13.4
34612	24mm	1	20	13.6
34613	25mm	1	20	13.6
34614	26mm	1	20	13.8
34615	27mm	1	20	14.0
34616	28mm	1	20	14.0
34617	29mm	1	20	14.4
34618	30mm	1	20	14.7
34619	31mm	1	20	16.0
34620	32mm	1	20	17.0
34621	33mm	1	20	17.3
34622	34mm	1	20	17.6
34623	35mm	1	20	18.0
34624	36mm	1	20	18.8
34625	37mm	1	20	19.0
34626	38mm	1	20	19.3
34628	40mm	1	18	18.0
34629	41mm	1	18	18.6

ANSI B107.2
DIN 3129



3/4"DR. IMPACT EXTENSION BAR

Part No.	Size	L(mm)			G.W.(kg)
34708	4"	100	3	18	9.0
34712	10"	250	1	10	14.0

ANSI B107.2



3/4"DR. IMPACT UNIVERSAL JOINT

Part No.	F	M			G.W.(kg)
34720	3/4"	3/4"	6	24	17.3

ANSI B107.2



3/4"DR. IMPACT ADAPTER

Part No.	F	M			G.W.(kg)
34718	3/4"	1/2"	12	72	19.0
34721	3/4"	1"	6	24	12.0

ANSI B107.2
DIN 3129



1"DR. 6PT. IMPACT SOCKET (METRIC)

Part No.	Size			G.W.(kg)
34824	36mm	4	24	19.0
34825	37mm	4	24	19.8
34826	38mm	4	24	19.8
34827	39mm	4	24	19.8
34828	40mm	4	24	19.8
34829	41mm	4	16	14.4
34830	42mm	4	16	14.6
34831	43mm	4	16	15.6
34832	44mm	4	16	15.7
34833	45mm	4	16	16.7
34834	46mm	4	16	18.3
34835	47mm	4	16	18.6
34836	48mm	4	16	20.0
34837	49mm	4	16	20.8
34838	50mm	4	16	20.8
34839	51mm	2	12	16.4
34840	52mm	2	12	17.0
34841	53mm	2	12	17.3
34842	54mm	2	12	17.7
34843	55mm	2	12	18.8
34844	56mm	2	12	19.1
34845	57mm	2	12	19.5
34846	58mm	1	8	13.8
34847	59mm	1	8	14.4
34848	60mm	1	8	15.0
34849	63mm	1	8	16.4
34850	65mm	1	8	16.6
34851	67mm	1	8	18.3
34852	68mm	1	8	19.0
34853	69mm	1	8	19.4

ANSI B107.2
DIN 3129



1"DR. 6PT. DEEP IMPACT SOCKET (METRIC)

Part No.	Size			G.W.(kg)
34924	36mm	1	12	13.2
34925	37mm	1	12	13.5
34926	38mm	1	12	14.0
34928	40mm	1	12	14.2
34929	41mm	1	12	14.3
34930	42mm	1	12	15.5
34931	43mm	1	12	15.5
34934	46mm	1	6	10.0
34937	49mm	1	6	10.4
34938	50mm	1	6	10.5
34940	55mm	1	6	11.8

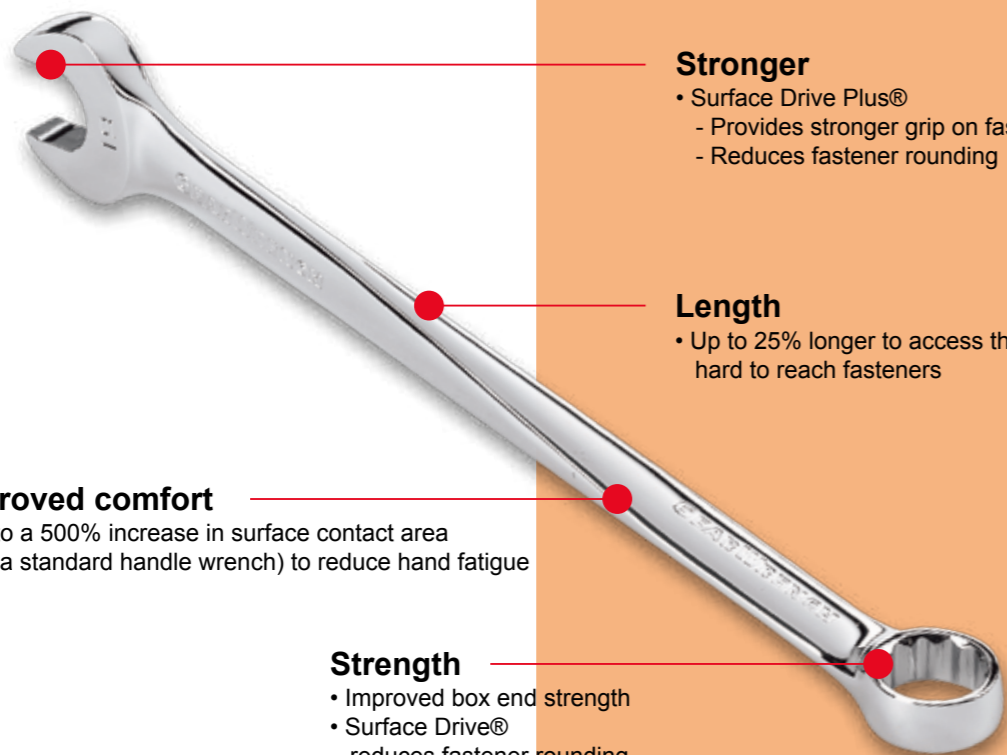
ANSI B107.2
DIN 3129



WORK WITH
THE WRENCHES'
**WIDER
SIDE**
FOR...



**MORE
POWER
WITH
LESS
STRESS**



Stronger

- Surface Drive Plus®
- Provides stronger grip on fasteners
- Reduces fastener rounding

Length

- Up to 25% longer to access those hard to reach fasteners

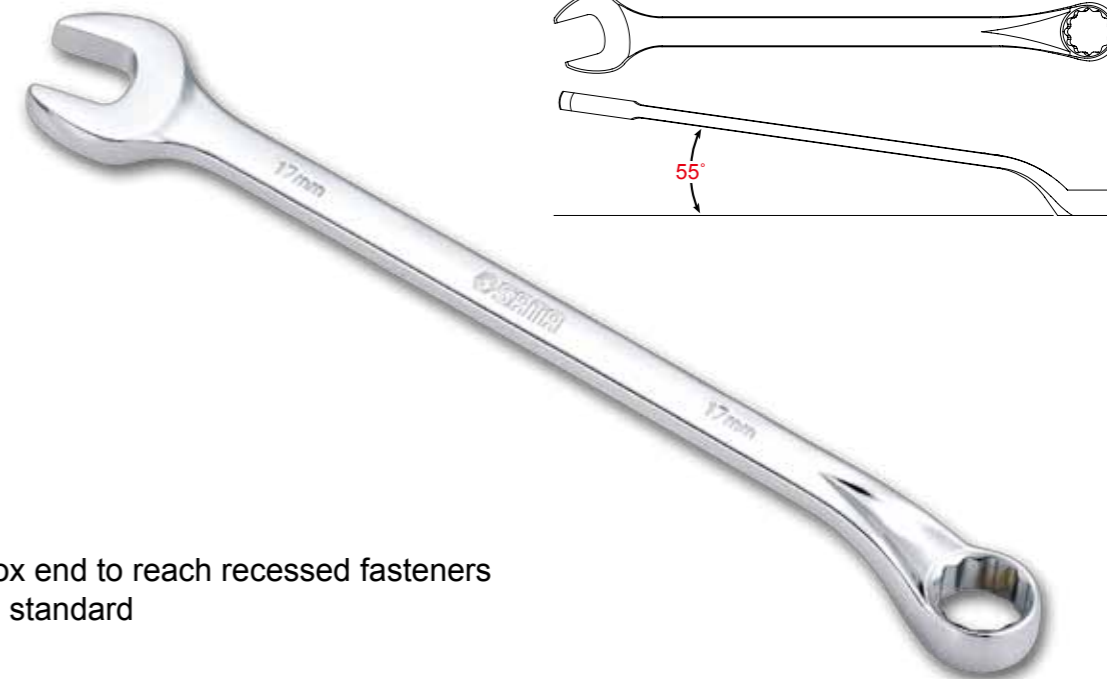
Improved comfort

- Up to a 500% increase in surface contact area (vs. a standard handle wrench) to reduce hand fatigue

Strength

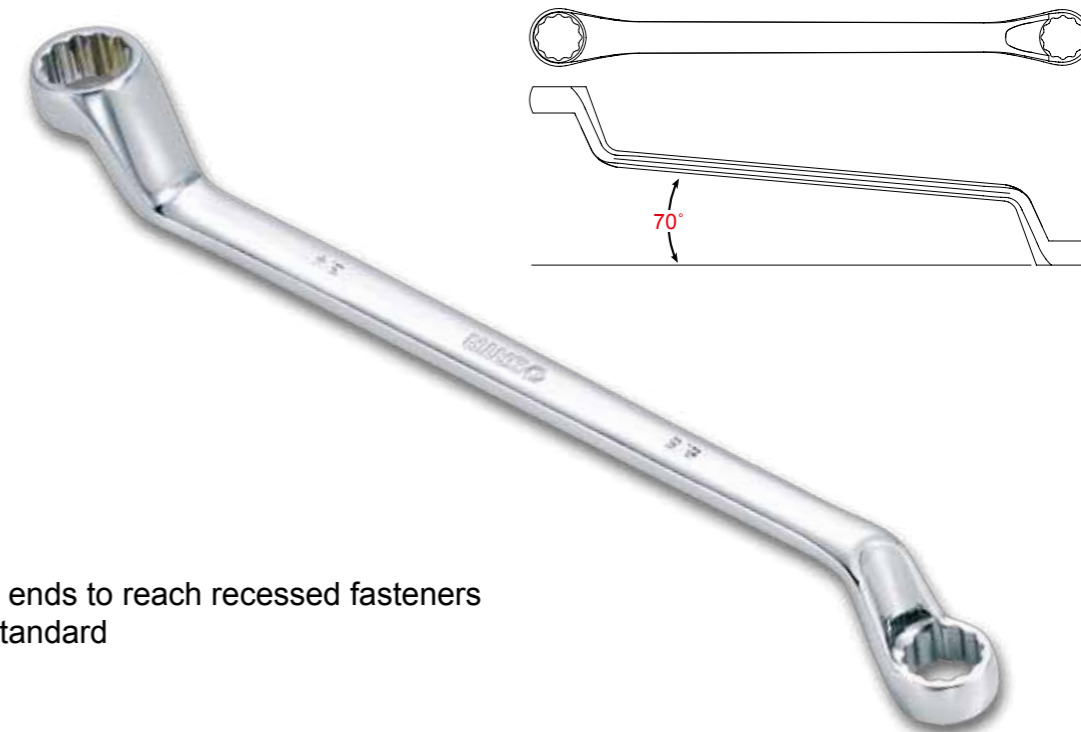
- Improved box end strength
- Surface Drive® reduces fastener rounding

New



- 55° offset on box end to reach recessed fasteners
- Meet DIN 3113 standard
- Fully polished

New



- 70° offset on box ends to reach recessed fasteners
- Meet DIN 3113 standard
- Fully polished

8PC. XL X-BEAM® COMBINATION SET (METRIC)

Part No.	Content			G.W.(kg)
08005	8PC.	4		6.7

DESCRIPTION:
8mm, 10mm, 12mm,
13mm, 14mm, 15mm,
17mm, 19mm



10PC. XL X-BEAM® COMBINATION SET (METRIC)

Part No.	Content			G.W.(kg)
08006	10PC.	4		8.4

DESCRIPTION:
8mm, 10mm, 12mm,
13mm, 14mm, 15mm,
16mm, 17mm, 18mm,
19mm



6PC. COMBINATION SET (S.A.E.)

Part No.	Content			G.W.(kg)
09017	6PC.	3	18	8.5

DESCRIPTION:
5/16", 3/8", 7/16",
1/2", 9/16", 5/8"



6PC. COMBINATION SET (METRIC)

Part No.	Content			G.W.(kg)
09018	6PC.	3	18	8.4

DESCRIPTION:
8mm, 10mm, 12mm,
13mm, 14mm, 15mm



9PC. COMBINATION SET (S.A.E.)

Part No.	Content			G.W.(kg)
09019	9PC.	3	18	18.0

DESCRIPTION:
1/4", 5/16", 3/8", 7/16", 1/2", 9/16",
5/8", 11/16", 3/4"



9PC. COMBINATION SET (METRIC)

Part No.	Content			G.W.(kg)
09020	9PC.	3	18	18.0

DESCRIPTION:
8mm, 10mm, 11mm, 12mm, 13mm,
14mm, 15mm, 17mm, 19mm



11PC. COMBINATION SET (S.A.E.)

Part No.	Content			G.W.(kg)
09021	11PC.	2	12	19.0

DESCRIPTION:
1/4", 5/16", 3/8", 7/16", 1/2", 9/16",
5/8", 11/16", 3/4", 13/16", 7/8"



11PC. COMBINATION SET (METRIC)

Part No.	Content			G.W.(kg)
09022	11PC.	2	12	15.8

DESCRIPTION:
8mm, 9mm, 10mm, 11mm,
12mm, 13mm, 14mm, 15mm,
17mm, 19mm, 22mm



17PC. COMBINATION OFFSET BOX END SET (METRIC)

Part No.	Content		G.W.(kg)
08018	17PC.	6	15.5

DESCRIPTION:
6mm, 7mm, 8mm, 9mm, 10mm,
11mm, 12mm, 13mm, 14mm,
15mm, 16mm, 17mm, 18mm,
19mm, 20mm, 21mm, 22mm

New



7PC. COMBINATION SET (METRIC)

Part No.	Content		G.W.(kg)
09067	7PC.	12	26.0

DESCRIPTION:
10mm, 12mm, 13mm, 14mm,
15mm, 17mm, 19mm



7PC. COMBINATION SET (METRIC)

Part No.	Content		G.W.(kg)
09070	7PC.	12	6.5

DESCRIPTION:
8mm, 10mm, 12mm, 13mm,
14mm, 17mm, 19mm



11PC. COMBINATION SET (METRIC)

Part No.	Content		G.W.(kg)
09064	11PC.	12	22.5

DESCRIPTION:
8mm, 9mm, 10mm, 11mm,
12mm, 13mm, 14mm, 17mm,
19mm, 21mm, 24mm



11PC. COMBINATION SET (S.A.E.)

Part No.	Content		G.W.(kg)
09068	11PC.	12	19.0

DESCRIPTION:
3/8", 7/16", 1/2", 9/16",
5/8", 11/16", 3/4", 13/16",
7/8", 15/16", 1"



14PC. COMBINATION SET (METRIC)

Part No.	Content		G.W.(kg)
09062	14PC.	4	20.5


DESCRIPTION:
10mm, 11mm, 12mm,
13mm, 14mm, 16mm,
17mm, 19mm, 21mm,
22mm, 24mm, 27mm,
30mm, 32mm



14PC. COMBINATION SET (METRIC)

Part No.	Content		G.W.(kg)
09026	14PC.	12	22.8

DESCRIPTION:
8mm, 9mm, 10mm, 11mm,
12mm, 13mm, 14mm, 15mm,
16mm, 17mm, 18mm, 19mm,
22mm, 24mm



14PC. COMBINATION SET (S.A.E.)

Part No.	Content		G.W.(kg)
09069	14PC.	4	23.0

DESCRIPTION:
3/8", 7/16", 1/2", 9/16",
5/8", 11/16", 3/4", 13/16",
7/8", 15/16", 1", 1-1/16",
1-1/8", 1-1/4"



16PC. COMBINATION SET (S.A.E.)

Part No.	Content		G.W.(kg)
09074	16PC.	4	17.2

DESCRIPTION:
 1/4", 5/16", 3/8", 7/16",
 1/2", 9/16", 5/8", 11/16",
 3/4", 13/16", 7/8", 15/16",
 1", 1-1/16", 1-1/8", 1-1/4"



23PC. COMBINATION SET (METRIC)

Part No.	Content		G.W.(kg)
09027	23PC.	4	23.0

DESCRIPTION:
 6mm, 7mm, 8mm, 9mm,
 10mm, 11mm, 12mm, 13mm,
 14mm, 15mm, 16mm, 17mm,
 18mm, 19mm, 20mm, 21mm,
 22mm, 23mm, 24mm, 25mm,
 27mm, 30mm, 32mm



7PC. COMBINATION SET (METRIC)

Part No.	Content		G.W.(kg)
09036	7PC.	4	6.5

DESCRIPTION:
 8mm, 10mm, 12mm, 14mm,
 17mm, 19mm, 22mm



11PC. DEEP OFFSET DOUBLE BOX END SET (METRIC)

Part No.	Content		G.W.(kg)
08023	11PC.	4	15.5

DESCRIPTION:
 6x7mm, 8x9mm, 10x11mm,
 12x13mm, 14x15mm, 16x17mm,
 18x19mm, 20x22mm, 21x23mm,
 24x27mm, 30x32mm

New



8PC. DOUBLE BOX END SET (METRIC)

Part No.	Content		G.W.(kg)
08011	8PC.	6	9.6

DESCRIPTION:
 5.5x7mm, 8x10mm,
 9x11mm, 12x14mm,
 14x17mm, 17x19mm,
 19x22mm, 24x27mm



10PC. DOUBLE BOX END SET (METRIC)

Part No.	Content		G.W.(kg)
08012	10PC.	6	10.9

DESCRIPTION:
 5.5x7mm, 8x10mm,
 9x11mm, 10x12mm,
 12x14mm, 14x17mm,
 17x19mm, 19x22mm,
 24x27mm, 30x32mm



6PC. DOUBLE BOX END SET (METRIC)

Part No.	Content		G.W.(kg)
09046	6PC.	12	18.0

DESCRIPTION:
 8x10mm, 11x13mm, 12x14mm,
 17x19mm, 21x23mm, 22x24mm



7PC. DOUBLE BOX END SET (METRIC)

Part No.	Content		G.W.(kg)
09072	7PC.	12	20.0

DESCRIPTION:
 8x10mm, 10x12mm, 12x14mm,
 14x17mm, 17x19mm, 21x23mm,
 22x24mm



11PC. DOUBLE BOX END SET (METRIC)

Part No.	Content		G.W.(kg)
09028	11PC.	4	120

DESCRIPTION:
8x10mm, 10x12mm,
11x13mm, 12x14mm,
14x17mm, 17x19mm,
19x21mm, 21x23mm,
22x24mm, 23x26mm,
24x27mm



8PC. DOUBLE OPEN END SET (METRIC)

Part No.	Content		G.W.(kg)
08009	8PC.	12	15.0

DESCRIPTION:
5.5x7mm, 8x10mm,
10x12mm, 12x14mm,
14x17mm, 17x19mm,
19x22mm, 22x24mm



6PC. DOUBLE OPEN END SET (METRIC)

Part No.	Content		G.W.(kg)
09045	6PC.	12	11.0

DESCRIPTION:
6x7mm, 8x10mm, 11x13mm,
12x14mm, 17x19mm, 21x23mm



7PC. DOUBLE OPEN END SET (METRIC)

Part No.	Content		G.W.(kg)
09071	7PC.	12	11.5

DESCRIPTION:
8x10mm, 10x12mm, 12x14mm,
14x17mm, 17x19mm, 21x23mm,
22x24mm



10PC. DOUBLE OPEN END SET (METRIC)

Part No.	Content		G.W.(kg)
08010	10PC.	12	24.6

DESCRIPTION:
5.5x7mm, 8x10mm,
9x11mm, 10x12mm,
12x14mm, 14x17mm,
17x19mm, 19x22mm,
24x27mm, 30x32mm



13PC. DOUBLE OPEN END SET (METRIC)

Part No.	Content		G.W.(kg)
09029	13PC.	4	13.8

DESCRIPTION:
6x7mm, 8x10mm,
10x12mm, 11x13mm,
12x14mm, 14x17mm,
17x19mm, 19x21mm,
21x23mm, 22x24mm,
23x26mm, 24x27mm,
30x32mm



7PC. DOUBLE OPEN END SET (METRIC)

Part No.	Content		G.W.(kg)
09073	7PC.	12	9.6

DESCRIPTION:
6x7mm, 8x9mm, 10x11mm,
12x13mm, 14x15mm,
16x17mm, 19x21mm



4PC. TORX® SET

Part No.	Content			G.W.(kg)
09012	4PC.	6	24	18.0

DESCRIPTION:
E6 X E8, E10 X E12,
E14 X E18, E20 X E24



72 Wrench - Set

7PC. STUBBY SET (METRIC)

Part No.	Content			G.W.(kg)
09033	7PC.	12		10.1

DESCRIPTION:
10mm, 11mm, 12mm, 13mm,
14mm, 17mm, 19mm



6PC. FLEX-SOCKET SET (METRIC)

Part No.	Content			G.W.(kg)
09037	6PC.	6		9.8

DESCRIPTION:
10mm, 12mm, 13mm,
14mm, 17mm, 19mm



3PC. FLEX HEAD SOCKET SET (METRIC)

Part No.	Content			G.W.(kg)
09044	3PC.	6	24	17.1

DESCRIPTION:
8x10mm, 12x14mm, 17x19mm



3PC. FLARE NUT SET (S.A.E.)

Part No.	Content			G.W.(kg)
09032	3PC.	6	36	15.4

DESCRIPTION:
3/8"x7/16", 1/2"x9/16", 5/8"x11/16"



Wrench - Set & Open Stock

73

3PC. FLARE NUT SET (METRIC)

Part No.	Content			G.W.(kg)
09031	3PC.	6	36	15.0

DESCRIPTION:
9x11mm, 13x14mm, 16x17mm

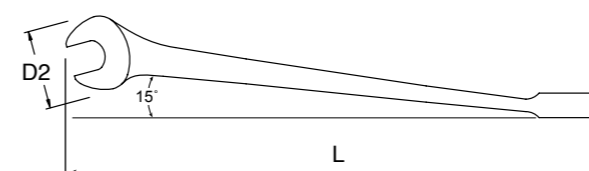


XL X-BEAM® COMBINATION (S.A.E.)

Part No.	Size	L(mm)	D1(mm)	D2(mm)			G.W.(kg)
40181	5/16"	146.0	14.0	18.2	6	96	4.2
40182	3/8"	165.0	16.3	23.0	6	96	6.4
40183	7/16"	183.0	18.4	25.4	6	96	7.2
40184	1/2"	206.0	20.3	28.0	6	72	7.8
40185	9/16"	222.2	22.0	32.3	6	72	8.6
40186	5/8"	241.0	24.2	35.4	6	36	6.4
40187	11/16"	257.0	26.5	38.0	6	36	7.8
40188	3/4"	274.0	28.5	42.6	6	36	10.1

XL X-BEAM® COMBINATION (METRIC)

Part No.	Size	L(mm)	D1(mm)	D2(mm)			G.W.(kg)
40281	8mm	146.0	14.0	18.2	6	96	4.2
40282	9mm	155.3	14.9	20.4	6	96	5.6
40283	10mm	165.0	16.3	23.0	6	96	6.4
40284	11mm	183.0	18.4	25.4	6	96	7.2
40285	12mm	195.0	19.0	27.6	6	96	8.6
40286	13mm	206.0	20.3	28.0	6	72	7.8
40287	14mm	222.2	22.0	32.3	6	72	8.6
40288	15mm	233.0	23.0	33.0	6	72	11.4
40289	16mm	241.0	24.2	35.4	6	36	6.4
40290	17mm	257.0	26.5	38.0	6	36	7.8
40291	18mm	273.0	27.2	38.7	6	36	8.6
40292	19mm	274.0	28.5	42.6	6	36	10.1

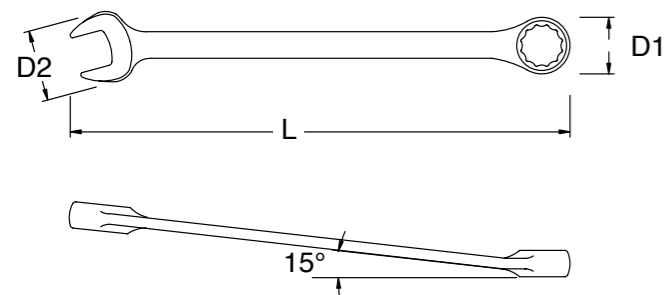




COMBINATION (S.A.E.)

Part No.	Size	L(mm)	D1(mm)	D2(mm)			G.W.(kg)
40101	1/4"	125.9	10.7	13.5	6	96	4.4
40102	5/16"	138.6	13.9	16.7	6	96	4.8
40103	3/8"	151.3	15.3	20.9	6	36	2.7
40104	7/16"	165.5	17.7	23.0	6	36	2.8
40105	1/2"	178.2	20.1	27.2	6	36	3.6
40106	9/16"	190.9	21.5	29.3	6	36	4.1
40107	5/8"	208.6	24.5	33.4	6	36	5.5
40108	11/16"	225.8	26.7	35.5	6	36	5.9
40109	3/4"	248.0	28.5	39.7	6	36	7.5
40110	13/16"	270.3	30.6	43.9	4	24	7.2
40111	7/8"	292.5	32.3	46.0	4	24	8.4
40112	15/16"	314.7	34.1	50.1	4	24	9.4
40113	1"	334.1	36.0	52.2	4	16	7.2
40114	1-1/16"	359.2	38.8	56.4	4	16	9.8
40115	1-1/8"	402.5	42.8	62.7	2	12	9.6
40116	1-1/4"	430.2	46.0	65.6	2	12	11.0

ASME B107.100-2010 (B107.6)



JUMBO COMBINATION (S.A.E.) SAND BLAST FINISHED

Part No.	Size	L(mm)	D1(mm)	D2(mm)			G.W.(kg)
40117	1-5/16"	475.0	48.0	68.0	2	12	12.3
40118	1-3/8"	475.0	48.0	68.0	2	12	12.3
40119	1-7/16"	500.0	55.0	77.0	2	8	14.0
40120	1-1/2"	500.0	55.0	77.0	2	8	14.0
40121	1-5/8"	580.0	60.0	84.0	2	8	18.8
40122	1-3/4"	580.0	60.0	84.0	2	6	15.7
40123	1-7/8"	600.0	64.0	90.0	2	6	20.7
40124	2"	650.0	72.0	97.0	2	6	20.7

ASME B107.100-2010 (B107.6)

COMBINATION (METRIC)

Part No.	Size	L(mm)	D1(mm)	D2(mm)			G.W.(kg)
40233	5.5mm	127.4	10.7	13.5	6	96	4.4
40201	6mm	127.4	10.7	13.5	6	96	4.4
40202	7mm	133.8	11.9	14.6	6	96	4.4
40203	8mm	140.1	13.9	16.7	6	96	4.8
40204	9mm	149.6	15.0	18.8	6	36	2.4
40205	10mm	159.2	15.3	20.9	6	36	2.7
40206	11mm	165.5	17.7	23.0	6	36	2.8
40207	12mm	171.9	18.8	25.1	6	36	3.2
40208	13mm	178.2	20.1	27.2	6	36	3.6
40209	14mm	190.9	21.5	29.3	6	36	4.1
40210	15mm	199.8	23.1	31.3	6	36	5.0
40211	16mm	208.6	24.3	33.4	6	36	5.5
40212	17mm	225.8	26.7	35.5	6	36	5.9
40213	18mm	236.9	27.2	37.6	6	36	6.8
40214	19mm	248.0	28.5	39.7	6	36	7.5
40215	20mm	264.7	29.7	41.8	4	24	7.2
40216	21mm	270.3	30.6	43.9	4	24	7.2
40217	22mm	292.5	32.3	46.0	4	24	8.4
40218	23mm	303.6	33.3	48.1	4	24	9.4
40219	24mm	314.7	34.1	50.1	4	24	9.5
40220	25mm	334.1	36.0	52.2	4	16	7.2
40235	26mm	359.2	36.1	56.4	4	16	9.1
40221	27mm	359.2	38.8	56.4	4	16	9.8
40236	28mm	402.5	40.6	62.7	2	12	8.7
40237	29mm	402.5	40.6	62.7	2	12	9.6
40222	30mm	425.8	46.0	66.9	2	12	9.6
40223	32mm	425.8	46.0	66.9	2	12	11.0

ASME B107.100-2010 (B107.6)
DIN 3113

JUMBO COMBINATION (METRIC) SAND BLAST FINISHED

Part No.	Size	L(mm)	D1(mm)	D2(mm)			G.W.(kg)
40241	34mm	475.0	48.0	68.0	2	12	12.3
40242	35mm	475.0	48.0	48.0	2	12	12.3
40243	36mm	500.0	55.0	55.0	2	8	14.0
40244	38mm	500.0	55.0	55.0	2	8	14.0
40245	41mm	580.0	60.0	60.0	2	8	18.8
40246	42mm	580.0	60.0	60.0	2	8	18.8
40248	46mm	600.0	64.0	64.0	2	6	15.7
40249	48mm	650.0	72.0	72.0	2	6	20.7
40250	50mm	650.0	72.0	72.0	2	6	20.7
40251	55mm	667.0	82.0	109.0	-	2	7.5
40252	60mm	675.0	89.0	119.0	-	2	9.5

ASME B107.100-2010 (B107.6)
DIN 3113



DOUBLE OPEN END (S.A.E.)

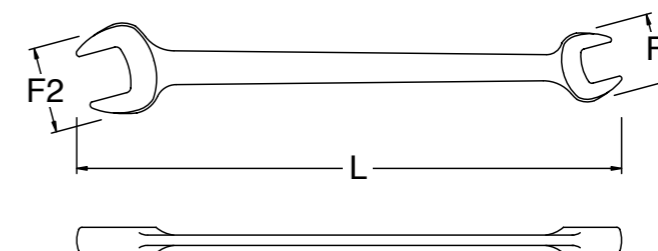
Part No.	Size	L(mm)	F1(mm)	F2(mm)			G.W.(kg)
41101	1/4"x5/16"	123.5	12.5	16.7	6	96	4.4
41102	3/8"x7/16"	149.2	20.9	23.0	6	36	2.9
41103	1/2"x9/16"	175.0	27.2	29.3	6	36	4.1
41104	5/8"x11/16"	200.7	33.4	35.5	6	36	7.6
41105	11/16"x3/4"	226.5	35.5	39.7	6	36	8.1
41106	13/16"x7/8"	226.5	35.5	39.7	4	24	7.6
41107	15/16"x1"	278.2	50.1	52.2	4	24	10.1
41108	1-1/8"x11/4"	308.4	62.7	66.9	4	24	16.0

ASME B107.100-2010 (B107.39)

DOUBLE OPEN END (METRIC)

Part No.	Size	L(mm)	F1(mm)	F2(mm)			G.W.(kg)
41216	5.5x7mm	124.9	12.2	16.4	6	96	4.4
41201	6x7mm	123.5	12.5	16.7	6	96	4.4
41301	8x9mm	149.4	16.7	20.9	6	36	2.5
41202	8x10mm	149.4	16.7	20.9	6	36	2.5
41217	9x11mm	151.0	20.5	22.7	6	36	2.7
41302	10x11mm	149.4	20.1	25.1	6	36	2.9
41203	10x12mm	162.3	20.1	25.1	6	36	2.9
41204	11x13mm	174.2	23.0	27.2	6	36	3.5
41303	12x13mm	174.2	25.1	27.2	6	36	4.0
41205	12x14mm	186.1	25.1	29.3	6	36	4.0
41218	13x15mm	182.0	27.1	33.5	6	36	4.3
41219	13x16mm	183.0	27.1	33.3	6	36	5.2
41304	14x15mm	200.0	29.3	33.4	6	36	5.4
41206	14x17mm	200.0	29.3	35.5	6	36	5.4
41305	16x17mm	200.0	33.4	35.5	6	36	7.6
41214	16x18mm	200.0	33.1	35.5	6	36	7.6
41207	17x19mm	227.8	35.5	39.7	6	36	8.1
41208	19x21mm	238.8	39.7	43.9	4	24	6.7
41215	19x22mm	240.0	39.5	43.9	4	24	6.7
41209	21x23mm	260.7	43.9	48.0	4	24	8.4
41210	22x24mm	283.6	46.0	50.1	4	24	9.6
41211	23x26mm	298.6	48.1	54.3	4	24	10.1
41212	24x27mm	278.2	50.1	52.2	4	24	10.8
41220	27x30mm	292.0	55.9	62.4	4	24	15.5
41213	30x32mm	308.4	62.7	66.9	4	24	16.5
41221	30x34mm	327.0	66.3	69.4	4	24	17.0
41222	32x34mm	328.0	66.6	69.3	4	12	10.4
41223	34x36mm	340.0	69.9	75.1	4	12	12.4

ASME B107.100-2010 (B107.39)
DIN 3110





DOUBLE BOX END (S.A.E.)

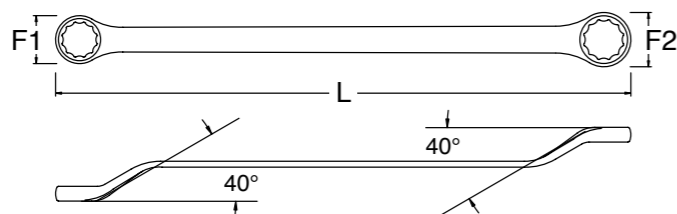
Part No.	Size	L(mm)	F1(mm)	F2(mm)			G.W.(kg)
42101	3/8"x7/16"	195.0	16.3	18.4	6	36	4.0
42102	1/2"x9/16"	220.0	19.8	21.8	6	36	5.6
42104	11/16"x3/4"	250.0	26.3	27.8	6	36	8.1
42105	13/16"x7/8"	290.0	30.8	33.3	4	24	8.2
42106	7/8"x15/16"	320.0	32.2	34.3	4	24	10.2
42107	15/16"x1"	360.0	34.1	37.3	4	24	12.0

ASME B107.100-2010 (B107.9)

DOUBLE BOX END (METRIC)

Part No.	Size	L(mm)	F1(mm)	F2(mm)			G.W.(kg)
42221	5.5x7mm	169.0	11.0	13.1	6	36	2.8
42213	6x7mm	170.0	10.5	12.8	6	36	2.8
42214	8x9mm	185.0	14.3	15.0	6	36	3.4
42201	8x10mm	185.0	14.3	16.3	6	36	3.4
42222	9x11mm	204.0	15.8	18.4	6	36	4.0
42215	10x11mm	195.0	16.3	18.4	6	36	4.0
42202	10x12mm	195.0	16.3	18.4	6	36	4.0
42203	11x13mm	205.0	18.4	20.8	6	36	4.4
42216	12x13mm	220.0	18.4	20.8	6	36	5.4
42204	12x14mm	220.0	19.8	21.8	6	36	5.4
42223	13x15mm	241.0	22.0	24.3	6	36	5.7
42224	13x16mm	243.0	22.2	24.4	6	36	5.7
42217	14x15mm	235.0	20.8	23.0	6	36	6.0
42205	14x17mm	235.0	21.8	25.8	6	36	6.0
42218	16x17mm	235.0	24.0	26.3	6	36	7.2
42219	16x18mm	260.0	26.1	27.1	6	36	7.8
42206	17x19mm	250.0	26.3	27.8	6	36	8.1
42207	19x21mm	270.0	27.8	30.8	4	24	7.2
42220	19x22mm	281.0	27.4	32.2	4	24	7.4
42208	21x23mm	290.0	30.8	33.3	4	24	8.3
42209	22x24mm	320.0	32.2	34.3	4	24	10.2
42210	23x26mm	360.0	34.1	37.3	4	24	12.1
42211	24x27mm	360.0	34.1	37.3	4	24	12.1
42225	27x30mm	397.0	38.8	42.9	4	24	12.3
42212	30x32mm	437.0	43.3	47.1	4	24	12.6

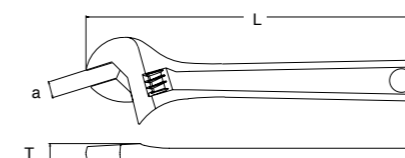
ASME B107.100-2010 (B107.9)
DIN 838



ADJUSTABLE WRENCH

Part No.	Size	L(mm)	a(mm)	T(mm)			G.W.(kg)
47201	4"	111.5	13	8.6	6	48	3.6
47202	6"	164.0	20	9.6	6	48	7.0
47203	8"	211.0	24	12.4	6	36	8.5
47204	10"	261.0	29	14.6	6	24	11.1
47205	12"	311.0	34	17.5	4	16	10.3
47206	15"	388.0	44	20.2	3	6	9.1
47207	18"	470.0	55	26.2	6	4	23.0
47208	24"	610.0	65	31.0	6	2	25.0

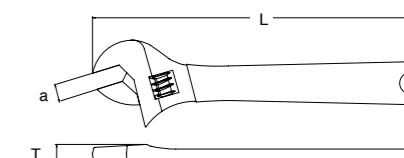
ASME B107.100-2010 (B107.8)
DIN 3117



ADJUSTABLE WRENCH WITH DIPPING GRIP

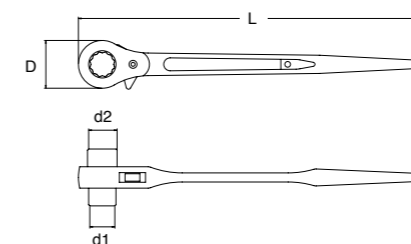
Part No.	Size	L(mm)	a(mm)	T(mm)			G.W.(kg)
47221	4"	110.7	13.0	8.6	6	48	6.6
47222	6"	163.3	20.0	10.5	6	48	9.5
47223	8"	211.0	25.0	12.8	6	36	11.1
47224	10"	261.0	30.0	15.0	6	24	11.8
47225	12"	313.0	35.0	18.0	4	16	12.8
47226	15"	394.5	44.0	20.2	3	6	9.3

ASME B107.100-2010 (B107.8)
DIN 3117



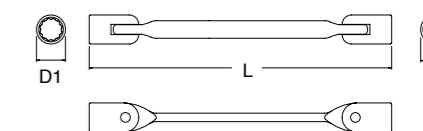
DOUBLE SOCKET RATCHET HANDLE (METRIC)

Part No.	Size	L(mm)	D(mm)	d1(mm)	d2(mm)			G.W.(kg)
47305	12x14mm	235.0	32.0	16.5	19.0	2	12	3.6
47308	14x17mm	270.0	35.0	20.0	23.5	2	12	4.5
47309	17x19mm	312.0	42.0	24.0	26.0	2	12	6.0
47310	17x21mm	312.0	42.0	24.0	28.0	2	12	6.0
47312	19x21mm	312.0	42.0	26.0	28.0	2	12	6.0
47317	21x26mm	355.0	51.0	28.0	35.0	2	12	12.0
47319	22x24mm	355.0	51.0	30.0	32.5	2	12	12.0
47321	24x27mm	362.0	53.0	32.5	36.5	2	12	13.0



FLEX HEAD (METRIC)

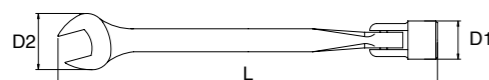
Part No.	Size	L(mm)	D1(mm)	D2(mm)			G.W.(kg)
47501	8X9mm	182.0	12.5	13.5	6	90	9.7
47502	10x11mm	202.0	16.0	16.0	6	90	12.1
47503	12x13mm	221.0	19.0	19.0	6	90	17.0
47504	14x15mm	239.0	19.5	21.5	6	90	22.9
47505	16x17mm	255.0	24.0	24.0	6	90	24.0
47506	18x19mm	269.0	26.0	26.0	6	90	25.0



78 Wrench - Open Stock

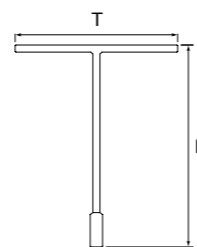
FLEX - SOCKET (METRIC)

Part No.	Size	L(mm)	D1(mm)	D2(mm)			G.W.(kg)
47601	10mm	180.0	16.0	20.9	12	72	5.0
47602	12mm	195.0	19.0	25.1	12	72	7.6
47603	13mm	210.0	19.0	27.1	12	72	10.1
47604	14mm	230.0	19.5	29.3	12	72	14.4
47605	17mm	235.0	24.0	35.5	6	48	11.5
47606	19mm	255.0	26.0	39.7	6	48	14.4



T-HANDLE 6PT. SOCKET (METRIC)

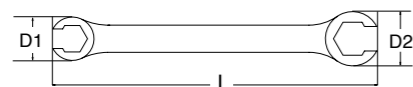
Part No.	Size	L(mm)	T(mm)			G.W.(kg)
47701	8mm	314.0	200.0	6	36	10.6
47702	9mm	314.0	200.0	6	36	10.6
47703	10mm	314.0	200.0	6	36	10.6
47704	11mm	314.0	200.0	6	36	11.8
47705	12mm	314.0	200.0	6	36	11.8
47706	13mm	314.0	200.0	6	36	15.7
47707	14mm	314.0	200.0	6	36	15.7
47710	17mm	314.0	200.0	6	12	7.6
47712	19mm	314.0	200.0	6	12	7.6



FLARE NUT (METRIC)

Part No.	Size	L(mm)	D1(mm)	D2(mm)			G.W.(kg)
48200	8x10mm	140.0	17.3	21.0	6	36	3.3
48201	9x11mm	152.0	19.4	22.1	6	36	3.6
48204	10x12mm	166.0	21.0	23.5	6	36	4.0
48202	13x14mm	178.7	24.9	26.1	6	36	5.6
48203	16x17mm	193.4	29.0	32.0	6	36	7.3

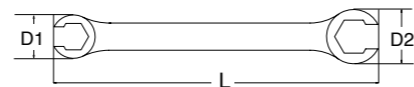
ASME B107.100-2010 (B107.40)
DIN 3118



FLARE NUT (S.A.E.)

Part No.	Size	L(mm)	D1(mm)	D2(mm)			G.W.(kg)
48301	3/8"x7/16"	152.0	21.0	22.1	6	36	3.6
48302	1/2"x9/16"	178.7	24.9	26.1	6	36	5.6
48303	5/8"x11/16"	193.4	29.0	32.0	6	36	7.3

ASME B107.100-2010 (B107.40)

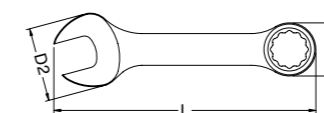


79 Wrench - Open Stock

STUBBY (METRIC)

Part No.	Size	L(mm)	D1(mm)	D2(mm)			G.W.(kg)
49201	10mm	94.0	15.3	20.9	6	96	5.3
49202	11mm	102.0	17.7	23.0	6	96	5.3
49203	12mm	105.0	18.9	25.1	6	96	6.0
49204	13mm	107.0	20.2	27.2	6	36	2.7
49205	14mm	114.0	21.6	29.3	6	36	3.3
49208	17mm	126.0	26.8	35.5	6	36	4.5
49210	19mm	138.0	28.5	39.7	4	24	4.3

ASME B107.100-2010 (B107.6)
DIN 3113



PIPE WRENCH

Part No.	Size	L(mm)			G.W.(kg)
70812	8"	190.0	6	48	22.0
70813	10"	240.8	6	24	22.0
70814	12"	270.0	6	12	16.0
70815	14"	320.0	6	12	21.0
70816	18"	410.0	3	6	17.0
70817	24"	550.0	-	4	19.0
70818	36"	810.0	-	2	20.0
70819	48"	1050.5	-	2	31.0

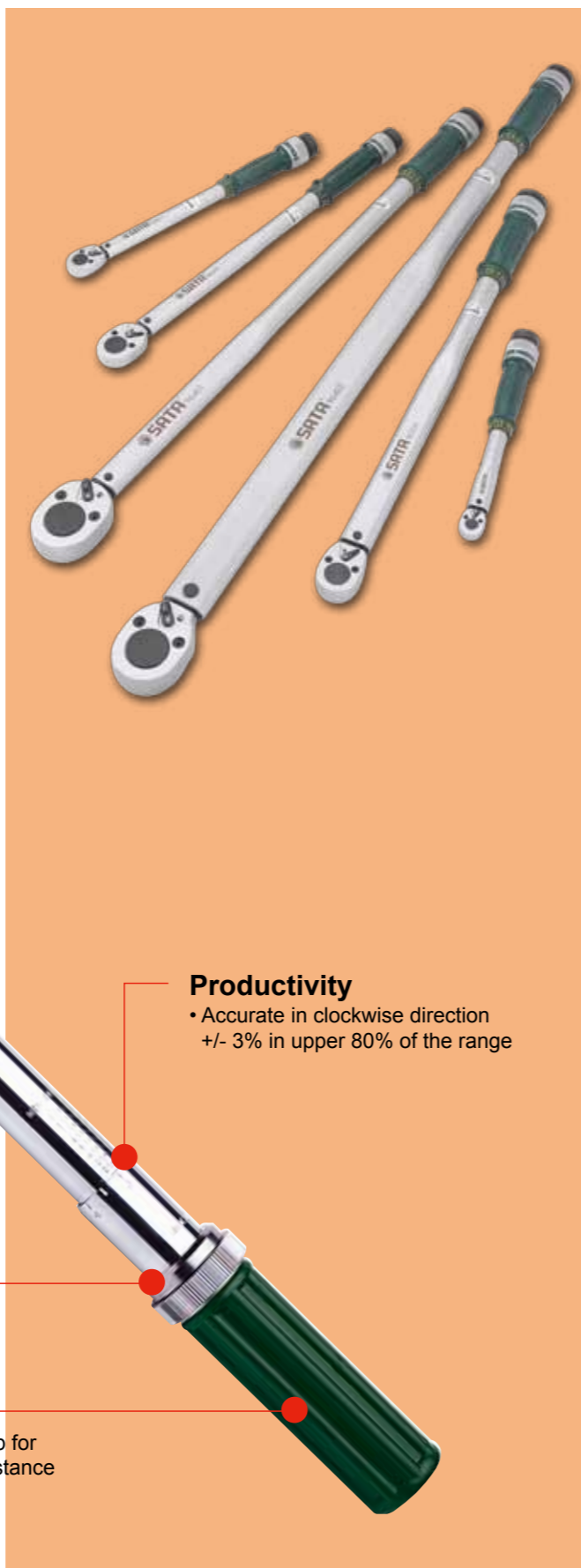


SAFETY RULES

- Overloaded or improperly engaged sockets and fasteners may suddenly slip
- Study the manual carefully before attempting to operate the wrench
- Never apply more torque than the maximum wrench capacity or the maximum fastener specification

CALIBRATION

- Testing and calibration should be carried out on regular basis to ensure accuracy
- Only a qualified torque wrench warranty and/or repair center should repair, service and/or calibrate wrench



Productivity

- Accurate in clockwise direction +/- 3% in upper 80% of the range

Access

- Micrometer twist lock ring for secure locking mechanism

Comfort

- Pliable, elastomer handle grip for superior comfort and oil resistance

1/4"DR. TORQUE WRENCH

Part No.	L(mm)	Capacity		G.W.(kg)
96101	350.0	50-250 in/lb 6-30 N.m	10	10.9

ANSI B107.14M
DIN 152374-919-51903-98



Torque Wrench is a precision instrument. Please refer to warranty & conditions on Page 82.

3/8"DR. TORQUE WRENCH

Part No.	L(mm)	Capacity		G.W.(kg)
96203	385.0	15-80 ft/lb 19-110 N.m	10	14.0

ANSI B107.14M
DIN 152374-919-51903-98



Torque Wrench is a precision instrument. Please refer to warranty & conditions on Page 82.

1/2"DR. TORQUE WRENCH

Part No.	L(mm)	Capacity		G.W.(kg)
96303	535.0	30-150 ft/lb 40-210 N.m	6	14.2
96304	645.0	50-250 ft/lb 75-350 N.m	4	13.8

ANSI B107.14M
DIN 152374-919-51903-98



Torque Wrench is a precision instrument. Please refer to warranty & conditions on Page 82.

3/4"DR. TORQUE WRENCH

Part No.	L(mm)	Capacity		G.W.(kg)
96401	865.0	70-300 ft/lb 100-500 N.m	2	11.0
96402	1092.0	100-500 ft/lb 140-700 N.m	2	16.8

ANSI B107.14M
DIN 152374-919-51903-98



Torque Wrench is a precision instrument. Please refer to warranty & conditions on Page 82.

1/4"DR. MECHANICAL TORQUE WRENCH

Part No.	L(mm)	Capacity		G.W.(kg)
96211	200.0	9-45 in/lb 1-5 N.m	16	8.2

ANSI B107.14M
DIN 152374-919-51903-98



Torque Wrench is a precision instrument. Please refer to warranty & conditions on Page 82.

3/8"DR. MECHANICAL TORQUE WRENCH

Part No.	L(mm)	Capacity		G.W.(kg)
96212	220.0	45-220 in/lb 5-25 N.m	16	8.9

ANSI B107.14M
DIN 152374-919-51903-98



Torque Wrench is a precision instrument. Please refer to warranty & conditions on Page 82.

1/2"DR. MECHANICAL TORQUE WRENCH

Part No.	L(mm)	Capacity		G.W.(kg)
96311	415.0	15-75 ft/lb 20-100 N.m	10	14.6
96313	522.0	50-250 ft/lb 68-340 N.m	10	20.1

ANSI B107.14M
DIN 152374-919-51903-98



Torque Wrench is a precision instrument.
Please refer to warranty & conditions on Page 82.

3/4"DR. MECHANICAL TORQUE WRENCH

Part No.	L(mm)	Capacity		G.W.(kg)
96411	415.0	80-400 ft/lb 110-550 N.m	1	6.8
96412	522.0	120-600 ft/lb 160-800 N.m	1	6.8

ANSI B107.14M
DIN 152374-919-51903-98



Torque Wrench is a precision instrument.
Please refer to warranty & conditions on Page 82.

1/2"DR. ELECTRONIC TORQUE WRENCH

Part No.	L(mm)	Capacity		G.W.(kg)
96515	220.0	50-250 ft/lb 68-339 N.m	1	2.5

ANSI B107.14M
DIN 152374-919-51903-98



Torque Wrench is a precision instrument.
Please refer to warranty & conditions on Page 82.

1/2"DR. MECHANICAL TORQUE WRENCH

Part No.	L(mm)	Capacity		G.W.(kg)
96312	560.0	30-150 ft/lb 40-200 N.m	8	14.6

ANSI B107.14M
DIN 152374-919-51903-98



Torque Wrench is a precision instrument.
Please refer to warranty & conditions on Page 82.

3/8"DR. ELECTRONIC TORQUE WRENCH

Part No.	L(mm)	Capacity		G.W.(kg)
96513	220.0	20-100 ft/lb 27-135 N.m	1	1.7

ANSI B107.14M
DIN 152374-919-51903-98



Torque Wrench is a precision instrument.
Please refer to warranty & conditions on Page 82.

REPAIR AND CALIBRATION SERVICE

Periodically all torque wrenches should be checked for accuracy. This should be done at least once a year, or every 10,000 torque application cycles, whichever comes first. Recalibration is also recommended after any abnormal handling.

WARRANTY

SATA Torque Products are warrantee to (1) be free of defects in material and workmanship. (2) Accuracy standards for calibration are warrantee for 90 days from date of purchase. Products for which warranty repair is requested should be returned, at Buyer's cost, to your nearest repair center.

SATA Torque Products are precision instruments that contain moving parts. These components are subject to normal wear through use, and replacement there of is the responsibility of the Buyer. Torque Products should be routinely checked for calibration at an authorized repair center using SATA repair parts.

This Warranty shall not apply to Products which have been misused, abused, damaged by accident or otherwise, repaired by anyone other than an authorized repair center or modified by anyone other than SATA Tools.

- Upgrade steel materials to Chrome Nickel (Cr-Ni) from Chrome Vanadium (Cr-V) – **IMPROVED DURABILITY!**
- Increased steel hardness to HRC43 from HRC38 – **IMPROVED CUTTING CAPACITY!**
- Improved grip material to TPE from PVC – **PROVIDES BETTER HAND COMFORT, ANTI-SLIP AND OIL RESISTANT!**



- Special leverage design that reduces efforts by 40%



5PC. SNAP RING SET

Part No.	Content			G.W.(kg)
09251	5PC.	6	48	15.3

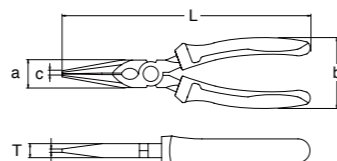
DESCRIPTION:
 1 - PLIER BODY (90810)
 1 - 1.5TIP, STRAIGHT (90811)
 1 - 2.0TIP, STRAIGHT (90812)
 1 - 45°TIP (90813)
 1 - 90°TIP (90814)



LONG NOSE

Part No.	Size	L(mm)	T(mm)	a(mm)	b(mm)	Cutting Wire Ø(mm)			G.W.(kg)
70101A	6"	159	10.5	19.0	52.0	1.6	6	48	11.0
70102A	8"	207	11.0	22.0	52.0	1.6	6	36	12.8

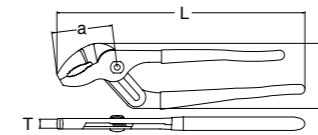
ANSI B107.13M
DIN 5236



GROOVE JOINT

Part No.	Size	L(mm)	T(mm)	a(mm)	b(mm)			G.W.(kg)
70411	8"	200	10.5	56.0	47.0	6	72	17.3
70412	10"	250	9.5	42.0	52.0	6	36	18.0
70413	12"	300	13.0	75.0	73.0	4	20	15.9
70414	16"	400	15.0	90.0	95.0	3	12	18.1

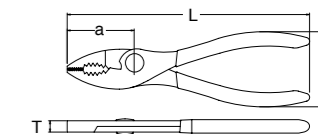
ANSI B107.23M
DIN 5231



SLIP JOINT

Part No.	Size	L(mm)	T(mm)	a(mm)	b(mm)			G.W.(kg)
70511	6"	160	10.0	41.0	52.0	6	72	16.3
70512	8"	200	10.0	45.0	54.0	6	72	25.8

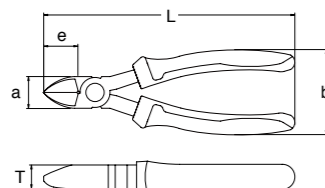
ANSI B107.23M
DIN 5231



DIAGONAL

Part No.	Size	L(mm)	T(mm)	a(mm)	b(mm)	Cutting Wire Ø(mm)			G.W.(kg)
70201A	5"	130	10.0	18.5	52.0	1.6	6	72	7.0
70202A	6"	160	11.5	19.5	52.0	2.1	6	48	12.3
70203A	7"	180	13.5	32.5	52.0	2.1	6	36	13.0

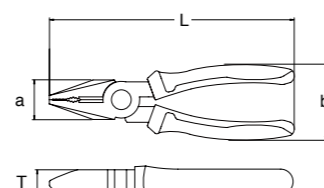
ANSI B107.11M
DIN 5238



LINESMAN

Part No.	Size	L(mm)	T(mm)	a(mm)	b(mm)	Cutting Wire Ø(mm)			G.W.(kg)
70301A	6"	160	11.5	24.0	52.0	1.6	6	36	9.0
70302A	7"	180	13.0	25.0	53.0	1.6	6	36	11.1
70303A	8"	200	13.5	28.0	54.0	1.6	6	36	15.0

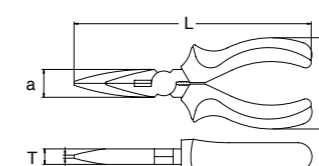
ANSI B107.13M
DIN 5236



INSULATED LONG NOSE

Part No.	Size	L(mm)	T(mm)	a(mm)	b(mm)	Cutting Wire Ø(mm)			G.W.(kg)
70131	6"	166	10.0	18.0	59.0	1.6	6	48	11.0
70132	8"	209	12.0	23.0	59.0	1.6	6	36	11.6

ANSI B107.13M
DIN 5236

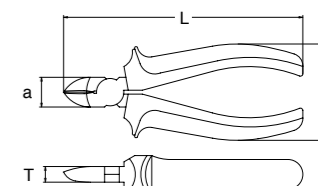


- For use in high-voltage areas
- Up to 1000V alternating current

INSULATED DIAGONAL

Part No.	Size	L(mm)	T(mm)	a(mm)	b(mm)	Cutting Wire Ø(mm)			G.W.(kg)
70232	6"	160	10.0	19.0	62.0	1.6	6	48	13.8
70233	7"	180	12.5	30.0	58.0	1.6	6	36	12.0

ANSI B107.11M
DIN 5238

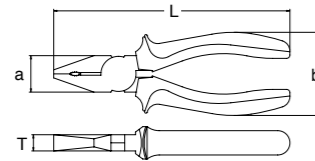


- For use in high-voltage areas
- Up to 1000V alternating current

INSULATED LINESMAN

Part No.	Size	L(mm)	T(mm)	a(mm)	b(mm)	Cutting Wire Ømm			G.W.(kg)
70331	6"	180	12.0	28.0	60.0	1.6	6	60	15.5
70332	7"	192	12.0	28.0	60.0	2.0	6	36	12.6
70333	8"	220	12.0	28.0	60.0	2.0	6	36	17.0

ANSI B107.20M
DIN 5244

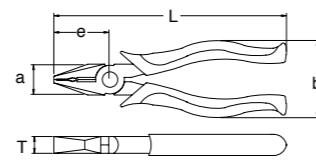


- For use in high-voltage areas
- Up to 1000V alternating current

MINIATURE LINESMAN

Part No.	Size	L(mm)	T(mm)	a(mm)	b(mm)	Cutting Wire Ømm			G.W.(kg)
70611A	4"	110	8.5	15.5	49.5	1.3	6	96	9.2

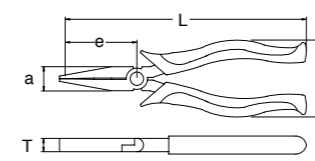
ANSI B107.20M



MINIATURE FLAT NOSE

Part No.	Size	L(mm)	T(mm)	a(mm)	b(mm)	Cutting Wire Ømm			G.W.(kg)
70614A	5"	125	8.0	11.5	52.0	1.3	6	96	9.2

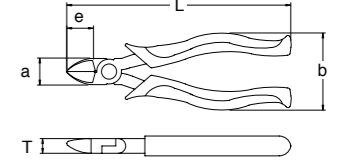
ANSI B107.13M



MINIATURE DIAGONAL

Part No.	Size	L(mm)	T(mm)	a(mm)	b(mm)	Cutting Wire Ømm			G.W.(kg)
70615A	4"	108	7.0	11.0	52.0	1.3	6	96	9.2

ANSI B107.11M

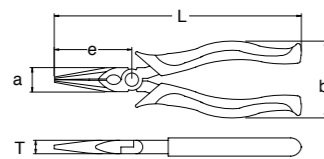


- Use only on rubber and/or soft cable/wire.
- Not intended for use of cutting metal wires.

MINIATURE LONG NOSE

Part No.	Size	L(mm)	T(mm)	a(mm)	b(mm)	Cutting Wire Ømm			G.W.(kg)
70612A	5"	140	7.5	11.5	51.5	1.3	6	96	9.2

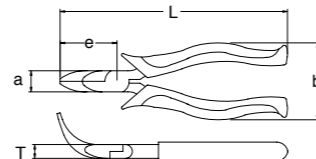
ANSI B107.13M



MINIATURE BENT NOSE

Part No.	Size	L(mm)	T(mm)	a(mm)	b(mm)	Cutting Wire Ømm			G.W.(kg)
70613A	5"	120	7.5	11.5	51.5	1.3	6	96	9.2

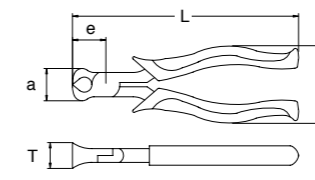
ANSI B107.13M



MINIATURE END NIPPERS

Part No.	Size	L(mm)	T(mm)	a(mm)	b(mm)	Cutting Wire Ømm			G.W.(kg)
70616A	4"	105	13.5	15.5	52.0	1.3	6	96	9.2

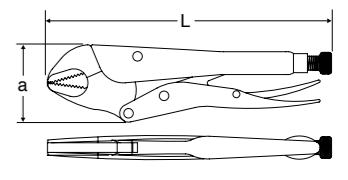
ANSI B107.11M



CURVED JAW LOCKING PLIERS

Part No.	Size	L(mm)	T(mm)	a(mm)			G.W.(kg)
71101	5"	144	11.5	42.0	6	90	20.0
71102	7"	186	13.0	56.0	6	48	20.7
71103	10"	222	13.5	66.0	6	36	20.5

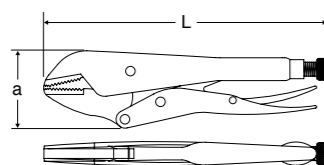
FederalGGG-W-00649



STRAIGHT JAW LOCKING PLIERS

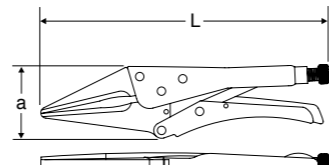
Part No.	Size	L(mm)	T(mm)	a(mm)			G.W.(kg)
71202	7"	185	11.5	61.5	6	48	20.0
71203	10"	224	13.0	69.0	6	36	21.0

FederalGGG-W-00649



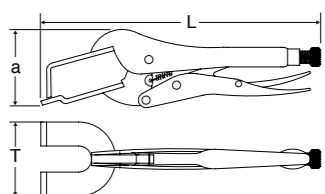
LONG NOSE LOCKING PLIERS

Part No.	Size	L(mm)	T(mm)	a(mm)			G.W.(kg)
71301	6"	169	10.0	43.0	6	48	12.0
71302	9"	225	10.0	57.0	6	48	19.1



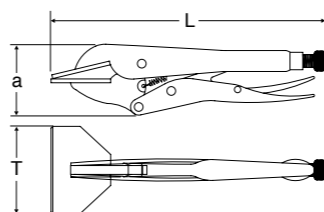
WELDING CLAMP LOCKING PLIERS

Part No.	Size	L(mm)	T(mm)	a(mm)			G.W.(kg)
71401	9"	229	75.0	56.0	6	36	15.9



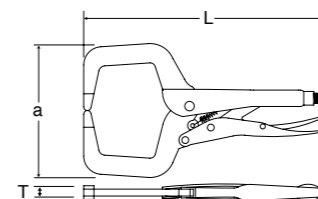
METAL SHEET CLAMP LOCKING PLIERS

Part No.	Size	L(mm)	T(mm)	a(mm)			G.W.(kg)
71501	8"	232	70.5	74.0	6	36	18.9



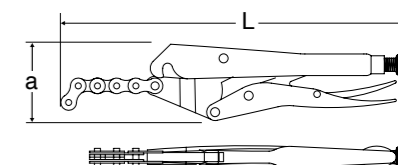
C-CLAMP LOCKING PLIERS

Part No.	Size	L(mm)	T(mm)	a(mm)			G.W.(kg)
71601	11"	273	14.5	144.0	6	36	20.0



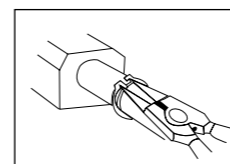
CHAIN CLAMP LOCKING PLIERS

Part No.	Size	L(mm)	T(mm)	a(mm)			G.W.(kg)
71701	19"	714	8.5	66.0	6	36	19.3



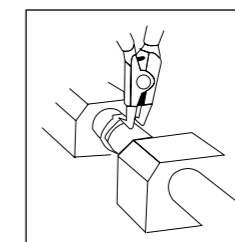
SNAP RING - EXTERNAL OPEN STRAIGHT

Part No.	Size	L(mm)	Capacity(mm)			G.W.(kg)
72001	7"	175	10-40	6	90	16.0



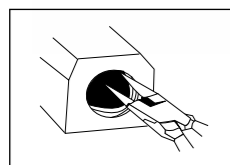
SNAP RING - EXTERNAL OPEN CURVED

Part No.	Size	L(mm)	Capacity(mm)			G.W.(kg)
72002	7"	175	12-40	6	90	16.0



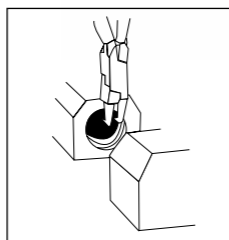
SNAP RING - INTERNAL CLOSE STRAIGHT

Part No.	Size	L(mm)	Capacity(mm)			G.W.(kg)
72004	7"	175	12-65	6	90	16.0



SNAP RING - INTERNAL CLOSE CURVED

Part No.	Size	L(mm)	Capacity(mm)			G.W.(kg)
72005	7"	175	12-65	6	90	16.0



GERMAN TYPE SNAP RING PLIERS EXTERNAL STRAIGHT

Part No.	Size	L(mm)	Capacity(mm)			G.W.(kg)
72011	5"	125	8-10	6	36	5.0
72012	7"	175	19-60	6	36	7.7
72013	9"	225	32-80	6	36	11.8
72014	13"	325	65-140	6	36	19.4



- Made of alloy steel with heating treatment
- Black finish surface prevents rusty

GERMAN TYPE SNAP RING PLIERS EXTERNAL CURVED

Part No.	Size	L(mm)	Capacity(mm)			G.W.(kg)
72021	5"	125	8-10	6	36	5.0
72022	7"	175	19-60	6	36	7.7
72023	9"	225	32-80	6	36	11.8
72024	13"	325	65-140	6	36	19.4



- Made of alloy steel with heating treatment
- Black finish surface prevents rusty

GERMAN TYPE SNAP RING PLIERS INTERNAL STRAIGHT

Part No.	Size	L(mm)	Capacity(mm)			G.W.(kg)
72031	5"	125	8-10	6	36	6.6
72032	7"	175	19-60	6	36	7.7
72033	9"	225	32-80	6	36	11.8
72034	13"	325	65-140	6	36	19.4



- Made of alloy steel with heating treatment
- Black finish surface prevents rusty

GERMAN TYPE SNAP RING PLIERS INTERNAL CURVED

Part No.	Size	L(mm)	Capacity(mm)			G.W.(kg)
72041	5"	125	8-10	6	36	6.6
72042	7"	175	19-60	6	36	7.7
72043	9"	225	32-80	6	36	11.8
72044	13"	325	65-140	6	36	19.4

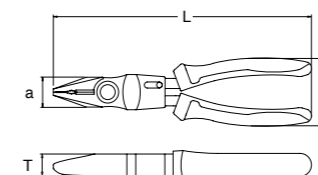


- Made of alloy steel with heating treatment
- Black finish surface prevents rusty

ENERGY SAVING TYPE - LINESMAN

Part No.	Size	L(mm)	T(mm)	a(mm)	b(mm)	Cutting Wire Ømm			G.W.(kg)
72203A	8"	200	10.0	18.0	59.0	2.5	6	36	16.3

ANSI B107.20M
DIN 5244

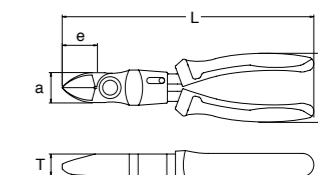


- High leverage
- Double cutting power

ENERGY SAVING TYPE - DIAGONAL CUTTING

Part No.	Size	L(mm)	T(mm)	a(mm)	b(mm)	Cutting Wire Ømm			G.W.(kg)
72302A	7"	175	70.5	74.0	59.0	2.4	6	36	11.5
72303A	8"	200	70.5	74.0	59.0	2.4	6	36	12.3

ANSI B107.11M
DIN 5238

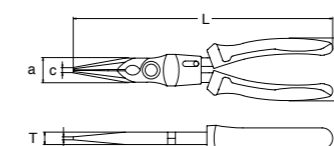


- High leverage
- Double cutting power

ENERGY SAVING TYPE - LONG NOSE

Part No.	Size	L(mm)	T(mm)	a(mm)	b(mm)	Cutting Wire Ømm			G.W.(kg)
72402A	8"	200	10.0	18.0	59.0	2.4	6	36	12.7

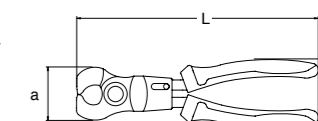
ANSI B107.13M
DIN 5236



- High leverage
- Double cutting power

ENERGY SAVING TYPE - END NIPPER PLIERS

Part No.	Size	L(mm)	T(mm)	a(mm)	b(mm)	Cutting Wire Ømm			G.W.(kg)
72503A	8"	200	10.0	18.0	59.0	2.4	6	48	23.1



- For cutting vinyl coated or copper cable

WIRE & CABLE CUTTING

Part No.	Size	L(mm)			G.W.(kg)
72501	6"	150	6	90	19.9
72502	8"	200	6	48	17.6
72503	10"	250	6	48	27.0



- For cutting vinyl coated or copper cable

PLASTIC CUTTING

Part No.	Size	L(mm)			G.W.(kg)
70641	5"	125	6	120	13.0
70642	6"	150	6	120	19.0
70643	7"	175	6	60	12.0



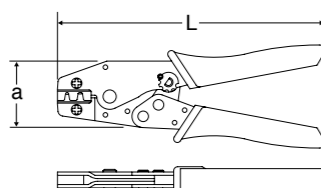
- For cutting plastic/Vinyl coated cable
- Not for use in cutting metal material

Nature of this product is subject to wear and tear upon usage. Not covered under Lifetime Warranty.

ANSI B107.11M

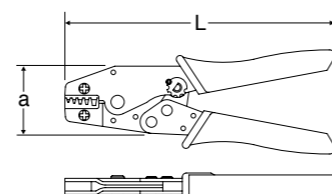
D-SUB CONTACT CRIMPING TOOL

Part No.	Size	L(mm)	a(mm)			G.W.(kg)
91101	8"	204	67.0	6	30	14.1



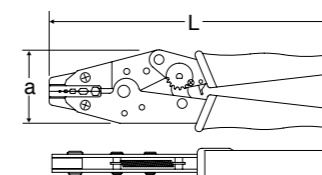
CABLE FERRULES CRIMPING TOOL

Part No.	Size	L(mm)	a(mm)			G.W.(kg)
91102	8"	204	67.0	6	30	14.1



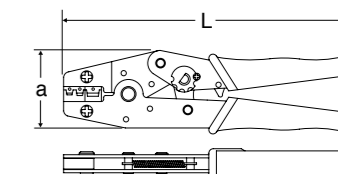
COAX CRIMPING TOOL

Part No.	Size	L(mm)	a(mm)			G.W.(kg)
91104	9-1/2"	204	67.0	6	36	19.5



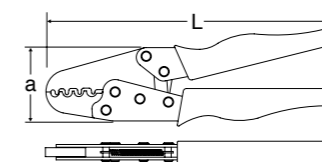
HEAVY DUTY CRIMPING TOOL

Part No.	Size	L(mm)	a(mm)			G.W.(kg)
91105	9"	240	67.0	6	30	18.0



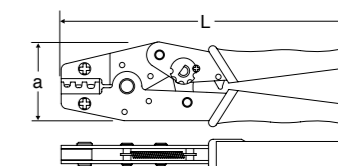
HEAVY DUTY NON - INSULATED CRIMPING TOOL

Part No.	Size	L(mm)	a(mm)			G.W.(kg)
91106	10-1/4"	262	76.0	6	30	19.0



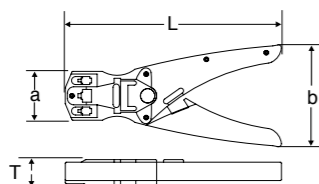
TAB CONNECTOR CRIMPING TOOL

Part No.	Size	L(mm)	a(mm)			G.W.(kg)
91107	9"	228	67.0	6	30	18.3



MODULAR CONNECTOR CRIMPING TOOL

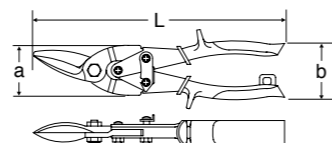
Part No.	Size	L(mm)	T(mm)	a(mm)	b(mm)			G.W.(kg)
91109	9"	230	24.0	46.0	96.0	6	24	14.0



AVIATION TIN SNIPS - LEFT

Part No.	Size	L(mm)	T(mm)	a(mm)	b(mm)			G.W.(kg)
93101	10"	250	70.5	48.0	77.0	6	36	21.1

ANSI B107.16



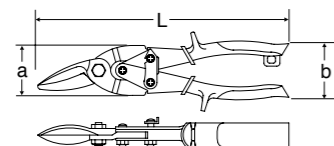
- Drop forged sae-6150 chrome-vanadium steel blades with serrated edges
- Hardened HRC 55-60
- Induction hardened cutting edges 60-62
- Cuts up to 1.2mm cold rolled steel or 0.7 mm stainless steel

Nature of this product is subject to wear and tear upon usage. Not covered under Lifetime Warranty.

AVIATION TIN SNIPS - RIGHT

Part No.	Size	L(mm)	T(mm)	a(mm)	b(mm)			G.W.(kg)
93102	10"	250	70.5	48.0	77.0	6	36	21.1

ANSI B107.16



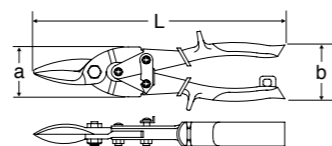
- Drop forged sae-6150 chrome-vanadium steel blades with serrated edges
- Hardened HRC 55-60
- Induction hardened cutting edges 60-62
- Cuts up to 1.2mm cold rolled steel or 0.7 mm stainless steel

Nature of this product is subject to wear and tear upon usage. Not covered under Lifetime Warranty.

AVIATION TIN SNIPS - STRAIGHT

Part No.	Size	L(mm)	T(mm)	a(mm)	b(mm)			G.W.(kg)
93103	10"	250	70.5	48.0	77.0	6	36	21.1
93104	11"	275	70.5	48.0	77.0	6	20	19.4

ANSI B107.16

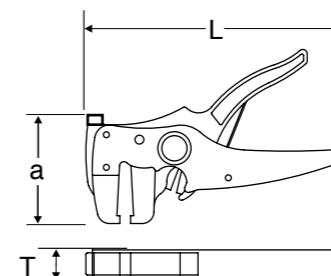


- Drop forged sae-6150 chrome-vanadium steel blades with serrated edges
- Hardened HRC 55-60
- Induction hardened cutting edges 60-62
- Cuts up to 1.2mm cold rolled steel or 0.7 mm stainless steel

Nature of this product is subject to wear and tear upon usage. Not covered under Lifetime Warranty.

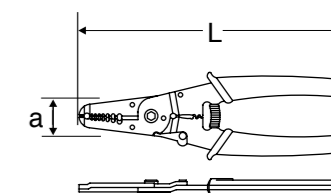
SELF ADJUSTING CUTTER STRIPPER

Part No.	Size	L(mm)	T(mm)	a(mm)			G.W.(kg)
91108	6-1/2"	170	18.5	80.0	6	60	15.9



WIRE STRIPPER W/CUTTER

Part No.	Size	L(mm)	T(mm)	a(mm)	b(mm)			G.W.(kg)
91201	6"	155	70.5	51.0	77.0	6	48	8.6
91202	7"	183	70.5	60.0	77.0	6	48	9.8



AUTOMATIC WIRE STRIPPER TYPE A

Part No.	Size	L(mm)			G.W.(kg)
91212	7"	204	6	48	18.8



- Wire capacity: 0.5, 1.2, 1.6, 2.0mm

Nature of this product is subject to wear and tear upon usage. Not covered under Lifetime Warranty.

AUTOMATIC WIRE STRIPPER TYPE B

Part No.	Size	L(mm)			G.W.(kg)
91213	7"	204	6	48	18.8



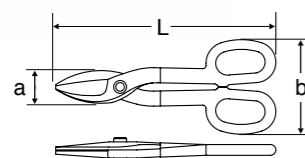
- Wire capacity: 1.0, 1.6, 2.0, 2.6, 3.2mm

Nature of this product is subject to wear and tear upon usage. Not covered under Lifetime Warranty.

STRAIGHT PATTERN SNIPS

Part No.	Size	L(mm)	a(mm)	b(mm)			G.W.(kg)
93302	8"	205	30.0	87.0	8	48	17.4
93303	10"	254	35.0	105.0	6	36	18.9
93304	12"	305	40.0	110.0	6	24	17.0
93305	14"	355	45.0	110.0	6	24	22.0
93306	16"	425	60	145.0	-	10	19.0

ANSI B107.16

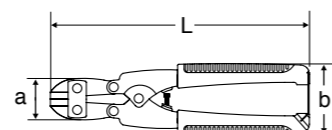


- Snips are hot drop forged from the finest steel (on-piece construction)
- Cutting edges induction hardened to HRC 58-60
- Bulldog pattern snips for trimming extra heavy stock cuts up to 1.6mm cold rolled steel or 1.0mm AISI-304 stainless steel

⚠ Nature of this product is subject to wear and tear upon usage. Not covered under Lifetime Warranty.

BOLT CUTTER

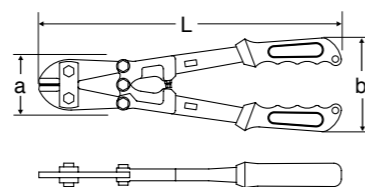
Part No.	Size	L(mm)	a(mm)	b(mm)			G.W.(kg)
93501	8"	212.5	41.0	63.5	6	60	19.6



⚠ Nature of this product is subject to wear and tear upon usage. Not covered under Lifetime Warranty.

BOLT CUTTER

Part No.	Size	L(mm)	a(mm)	b(mm)	Cutting Wire Ømm			G.W.(kg)
93502	12"	325	50.0	139.0	5.0	1	20	21.0
93503	14"	370	65.0	140.0	7.0	1	20	22.5
93504	18"	470	80.0	141.0	8.0	1	20	32.5
93505	24"	634	100.0	160.0	10.0	1	10	25.6
93506	30"	765	110.0	180.0	13.0	1	6	25.0
93507	36"	917	110.0	190.0	15.0	1	5	27.0
93508	42"	1053	140.0	210.0	19.0	1	3	26.0
93509	48"	1213	160.0	250.0	22.0	1	2	26.0



⚠ Do not cut over HRC 40* metal & exceed the cutting capacity of the tool. Do not twist or pry with tool while cutting. Nature of this product is subject to wear and tear upon usage. Not covered under Lifetime Warranty.

TUBING CUTTER

Part No.	Size			G.W.(kg)
97301	3-38mm	12	60	15.7
97302	3-32mm	12	60	19.6



- For copper, brass, or aluminum tubing and thin-wall conduit

⚠ Nature of this product is subject to wear and tear upon usage. Not covered under Lifetime Warranty.

PVC TUBING CUTTER

Part No.	Size			G.W.(kg)
97304	3-42mm	6	48	18.6



- All-metal construction for greater durability
- Handle locks for safety

⚠ Nature of this product is subject to wear and tear upon usage. Not covered under Lifetime Warranty.

2PC SPARE BLADE

Part No.	Size			G.W.(kg)
97311	3.0x18mm	12	240	6.1



- Spare blade for 97301 and 97302 tubing cutter

⚠ Nature of this product is subject to wear and tear upon usage. Not covered under Lifetime Warranty.

TUBING CUTTER

Part No.	Size			G.W.(kg)
97303	6-64mm	6	24	16.7



- For copper, brass, or aluminum tubing and thin-wall conduit

⚠ Nature of this product is subject to wear and tear upon usage. Not covered under Lifetime Warranty.

MINI TUBING CUTTER

Part No.	Size			G.W.(kg)
97305	3-16mm	6	120	18.6



- For cutting copper, aluminum, brass and thin wall tubing
- Large knob for greater torque

⚠ Nature of this product is subject to wear and tear upon usage. Not covered under Lifetime Warranty.

2PC SPARE BLADE

Part No.	Size			G.W.(kg)
97312	6.2x18mm 6.2x22mm	12	240	6.9



- Spare blade for 97303 tubing cutter


⚠ Nature of this product is subject to wear and tear upon usage. Not covered under Lifetime Warranty.



Made of Chrome Vanadium Steel, fully hardened and tempered to provide maximum strength and durability.



Screwdriver tips are magnetized to hold / find screws.



Anti-slip ergonomic designed rubber material handle that provides maximum holding comfort and strength.



Handles are specially ergonomic designed to provide comfortable grip and safety.



7PC. INSULATED SET

Part No.	Content		G.W.(kg)
09301A	7PC.	4	3.1

DESCRIPTION:
 PHILLIPS - #0 x 60mm, #1 x 80mm, #2 x 100mm
 SLOTTED - 2.5mm x 75mm, 4.0mm x 100mm
 5.5mm x 125mm, 6.5mm x 150mm

- Hardened and tempered, chrome vanadium steel blade for strength and durability with precision finished tip
- Ergonomic dual material grip handle designed for comfort and performance
- Meet DIN standards, VDE and GS certification
- Every single handle is 10,000 volts tested and rated up to 1000 volts for safety



6PC. SET

Part No.	Content		G.W.(kg)
09303	6PC.	5	11.0

DESCRIPTION:
 PHILLIPS - #0 x 75mm, #1 x 100mm, #2 x 100mm
 SLOTTED - 3.2mm x 75mm, 5mm x 75mm, 6mm x 100mm



10PC. SET

Part No.	Content		G.W.(kg)
09304	10PC.	4	13.0

DESCRIPTION:
 PHILLIPS - #1 x 100mm, #2 x 38mm, #2 x 100mm
 #2 x 150mm, #3 x 150mm
 SLOTTED - 5mm x 75mm, 6mm x 38mm, 6mm x 100mm
 6mm x 150mm, 8mm x 150mm



8PC. TORX® SET

Part No.	Content		G.W.(kg)
09305	8PC.	5	6.8

DESCRIPTION:
 TORX® - T-8 x 75mm, T-10 x 100mm, T-15 x 100mm
 T-20 x 100mm, T-25 x 100mm, T-27 x 100mm
 T-30 x 100mm, T-40 x 100mm



100 Screwdriver & Nut Driver - Set

8PC. SET

Part No.	Content		G.W.(kg)
09306	8PC.	5	6.5

DESCRIPTION:
 PHILLIPS - #1 x 75mm, #2 x 38mm,
 #2 x 100mm, #2 x 150mm
 SLOTTED - 5mm x 75mm, 6mm x 38mm,
 6mm x 100mm, 6mm x 150mm



6PC. SET

Part No.	Content		G.W.(kg)
09309	6PC.	6	7.6

DESCRIPTION:
 PHILLIPS - #1 x 75mm, #2 x 100mm, #2 x 150mm
 SLOTTED - 5.0 x 75mm, 5.0 x 100mm, 6.0 x 150mm



6PC. PRECISION SET

Part No.	Content			G.W.(kg)
09311	6PC.	10	100	16.5

DESCRIPTION:
 SLOTTED - 1.0 x 40mm, 1.4 x 40mm, 2.0 x 40mm,
 2.4 x 40mm, 3.0 x 40mm, 3.5 x 40mm



6PC. PRECISION SET

Part No.	Content			G.W.(kg)
09312	6PC.	10	100	16.5

DESCRIPTION:
 PHILLIPS - #0 x 40mm, #1-2 x 40mm
 SLOTTED - 1.4 x 40mm, 2.0 x 40mm,
 2.4 x 40mm, 3.0 x 40mm



Screwdriver & Nut Driver - Set 101

6PC. PRECISION SET

Part No.	Content			G.W.(kg)
09313	6PC.	10	100	16.5

DESCRIPTION:
 TORX® - T6 x 40mm, T7 x 40mm, T8 x 40mm,
 T9 x 40mm, T10 x 40mm, T15 x 40mm



7PC. PRECISION SET

Part No.	Content			G.W.(kg)
09314	7PC.	10	100	17.5

DESCRIPTION:
 PHILLIPS - #0-3 x 40mm, #0-2 x 40mm, #0 x 40mm
 SLOTTED - 1.4 x 40mm, 2.0 x 40mm,
 2.4 x 40mm, 3.0 x 40mm



7PC. PRECISION SET

Part No.	Content			G.W.(kg)
09315	7PC.	10	100	17.5

DESCRIPTION:
 TORX® - T5 x 40mm, T6 x 40mm, T7 x 40mm, T8 x 40mm,
 T9 x 40mm, T10 x 40mm, T15 x 40mm



9PC. PRECISION SET

Part No.	Content			G.W.(kg)
09316	9PC.	10	50	17.5

DESCRIPTION:
 PHILLIPS - #0-3 x 40mm, #0-2 x 75mm,
 #0 x 75mm, #1 x 100mm
 SLOTTED - 1.0 x 40mm, 2.0 x 40mm, 2.4 x 95mm,
 3.0 x 75mm, 4.0 x 100mm



15PC. PRECISION SET

Part No.	Content			G.W.(kg)
09317	15PC.	5	40	12.5

DESCRIPTION:
 PHILLIPS - #0-3 x 40mm, #0 x 40mm, #1-2 x 40mm
 SLOTTED - 1.0 x 40mm, 2.0 x 40mm, 3.0 x 40mm, 3.5 x 40mm
 TORX® - T6 x 40mm, T8 x 40mm, T10 x 40mm, T15 x 40mm
 HEX - 1.5 x 40mm, 2.0 x 40mm, 2.5 x 40mm, 3.0 x 40mm



24PC. RATCHETING SCREWDRIVER SET

Part No.	Content		G.W.(kg)
09341	24PC.	8	5.4

DESCRIPTION:
 1 - T-Handle Ratcheting Screwdriver
 1 - 1/4"x1/4"Dr. Extension 6"
 1 - 1/4"x1/4"Dr. Flex Extension 6"
 1 - 1/4"Dr. Bit Adapter
 20 - Bits



Zip Bag & Bits are not covered under Lifetime Warranty.

25PC. RATCHETING SCREWDRIVER SET

Part No.	Content		G.W.(kg)
09342	25PC.	8	5.3

DESCRIPTION:
 1 - Stubby Ratcheting Screwdriver
 1 - Magnetic Bit Holder 3-1/2"
 1 - 1/4"x1/4"Dr. Extension 3-1/2"
 1 - 1/4"x1/4"Dr. Flex Extension 6"
 1 - 1/4"Dr. Bit Adapter
 20 - Bits



Zip Bag & Bits are not covered under Lifetime Warranty.

26PC. RATCHETING SCREWDRIVER SET

Part No.	Content		G.W.(kg)
09343	26PC.	8	5.8

DESCRIPTION:
 1 - Standard Ratcheting Screwdriver
 1 - 1/4"x1/4"Dr. Extension 3-1/2"
 1 - 1/4"x1/4"Dr. Extension 6"
 1 - 1/4"x1/4"Dr. Extension 10"
 1 - 1/4"x1/4"Dr. Flex Extension 6"
 1 - 1/4"Dr. Bit Adapter
 20 - Bits



Zip Bag & Bits are not covered under Lifetime Warranty.

60PC. 1/4"DR. RATCHET BIT HANDLE SET

Part No.	Content		G.W.(kg)
09324	60PC.	6	10.0

DESCRIPTION:
 14 - 6pt. Metric Sockets
 3.5, 4, 4.5, 5, 5.5, 6, 7, 8, 9, 10, 11, 12, 13, 14mm
 28 - 25L Bits
 Phillips #0, #1, #2, #3
 Slotted 3, 4, 5.5, 6.5mm
 Hex 2, 2.5, 3, 4, 5, 6mm
 Torx® 10, 15, 20, 25, 27, 30, 40
 Tamper Torx® 10, 15, 20, 25, 27, 30, 40
 12 - 50L Bits
 Phillips #1, #2, #3
 Slotted 4, 5.5, 6.5mm
 Hex 4, 5, 6mm
 Torx® 15, 20, 25
 6 - Accessories
 25L Adapter Bit for Socket
 50L Adapter Bit for Socket
 50L Magnetic Bit Holder 60mm
 Ratchet bit Handle
 Flex Shaft
 Bit Adapter



Bits are not covered under Lifetime Warranty.

80PC. 1/4"DR. RATCHET BIT HANDLE SET

Part No.	Content		G.W.(kg)
09326	80PC.	6	9.0

DESCRIPTION:
 33 - 25L Bits
 Phillips #0, #1, #2 (2pc), #3
 Slotted 3, 4, 5, 5.5, 6, 6.5mm
 Hex 2, 2.5, 3, 4, 5, 6mm
 Torx® 8, 10, 15, 20, 25, 27, 30, 40
 Tamper Torx® 8, 10, 15, 20, 25, 27, 30, 40
 32 - 50L Bits
 Phillips #0, #1, #2, #3
 Slotted 3, 4, 5, 5.5, 6, 6.5mm
 Hex 2, 2.5, 3, 4, 5, 6mm
 Torx® 8, 10, 15, 20, 25, 27, 30, 40
 Tamper Torx® 8, 10, 15, 20, 25, 27, 30, 40
 8 - 65L Double End Bits
 PH1-PH1, PH2-PH2, PH3-PH3,
 4.5mm-PH1, 5.5mm-PH2, 6.5mm-PH3,
 PH1-PH2, PH2-PH3
 3 - 110L Double End Bits
 PH1-PH1, PH2-PH2, PH3-PH3
 4 - Accessories
 25L Adapter Bit for Socket
 50L Adapter Bit for Socket
 50L Magnetic Bit Holder 60mm
 Ratchet bit Handle



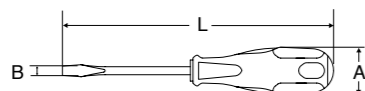
Bits are not covered under Lifetime Warranty.

104 Screwdriver & Nut Driver - Open Stock

SLOTTED

Part No.	Size	L(mm)	A(mm)	B(mm)			G.W.(kg)
62202	3.2x75mm	150.0	23.5	3.2	12	72	2.6
62203	3.2x100mm	175.0	23.5	3.2	12	180	9.5
62204	3.2x150mm	225.0	23.5	3.2	12	72	3.0
62205	3.2x200mm	275.0	23.5	3.2	12	144	6.7
62207	5.0x75mm	165.0	26.0	5.0	12	252	16.9
62208	5.0x100mm	190.0	26.0	5.0	12	180	12.9
62209	5.0x150mm	240.0	26.0	5.0	12	180	14.2
62210	5.0x200mm	290.0	26.0	5.0	12	144	12.9
62211	6.0x38mm	98.0	35.5	6.0	12	252	17.6
62212	6.0x100mm	203.0	34.0	6.0	12	180	17.9
62213	6.0x150mm	253.0	34.0	6.0	12	180	20.0
62214	6.0x200mm	303.0	34.0	6.0	12	120	14.1
62215	6.0x250mm	353.0	34.0	6.0	12	120	15.4
62216	8.0x150mm	265.0	35.5	8.0	12	96	16.0
62217	8.0x200mm	315.0	35.5	8.0	12	96	18.0

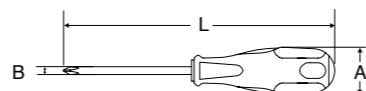
ANSI B107.15
DIN 5265



PHILLIPS

Part No.	Size	L(mm)	A(mm)	B(mm)			G.W.(kg)
62302	#0x75mm	150.0	23.5	3.2	12	72	2.6
62303	#0x100mm	175.0	23.5	3.2	12	180	6.5
62304	#0x150mm	225.0	23.5	3.2	12	180	7.9
62305	#0x200mm	275.0	23.5	3.2	12	144	6.0
62307	#1x75mm	165.0	26.0	5.0	12	252	16.7
62308	#1x100mm	190.0	26.0	5.0	12	252	17.6
62309	#1x150mm	245.0	26.0	5.0	12	180	14.4
62310	#1x200mm	290.0	26.0	5.0	12	120	11.2
62311	#2x38mm	98.0	35.5	6.0	12	252	17.1
62312	#2x100mm	203.0	34.0	6.0	12	180	18.3
62313	#2x150mm	253.0	34.0	6.0	12	180	20.4
62314	#2x200mm	303.0	34.0	6.0	12	120	14.7
62315	#2x250mm	353.0	34.0	6.0	12	120	16.1
62316	#3x150mm	265.0	35.5	8.0	12	96	16.2
62317	#3x200mm	315.0	35.5	8.0	12	120	22.2

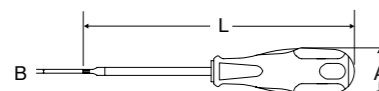
ANSI B107.15
DIN 5262



TORX®

Part No.	Size	L(mm)	A(mm)	B(mm)			G.W.(kg)
61108	T8x75mm	165.0	23.5	4.0	12	252	8.0
61101	T10x100mm	190.0	23.5	5.0	12	252	13.0
61102	T15x100mm	190.0	23.5	5.0	12	252	14.5
61103	T20x100mm	190.0	23.5	5.0	12	252	15.5
61104	T25x100mm	203.0	34.0	6.0	12	180	13.0
61105	T27x100mm	203.0	34.0	6.0	12	180	13.9
61106	T30x100mm	203.0	34.0	6.0	12	180	16.6
61107	T40x100mm	203.0	34.0	7.0	12	180	18.4

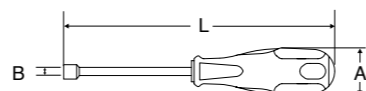
ANSI B107.15
DIN 5264



NUT DRIVER

Part No.	Size	L(mm)	A(mm)	B(mm)			G.W.(kg)
61501	5x75mm	178.0	34.0	8.4	12	144	15.4
61502	6x75mm	178.0	34.0	10.4	12	144	16.9
61503	7x75mm	178.0	34.0	10.4	12	144	16.9
61504	8x75mm	178.0	34.0	12.0	12	144	17.0
61505	9x75mm	178.0	34.0	12.5	12	144	17.0
61506	10x75mm	190.0	34.0	14.0	12	144	19.5
61507	11x75mm	190.0	34.0	16.0	12	144	20.3
61508	12x75mm	190.0	34.0	16.0	12	144	20.3

ANSI B107.15
DIN 5264

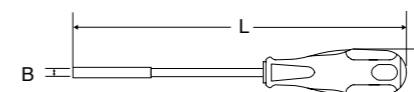


Screwdriver & Nut Driver - Open Stock

MAGNETIC BIT SCREWDRIVER

Part No.	Size	L(mm)	A(mm)	B(mm)			G.W.(kg)
61002	1/4"x100mm	221.0	35.5	6.0	12	180	24.8

ANSI B107.15
DIN 5264



RATCHETING BIT HANDLE

Part No.	Size			G.W.(kg)
61003	1/4"x100mm	6	36	8.0

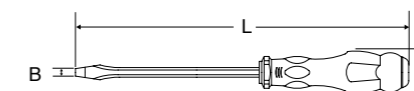
ANSI B107.15
DIN 5264



GO THROUGH SCREWDRIVER - SLOTTED

Part No.	Size	L(mm)	A(mm)	B(mm)			G.W.(kg)
61603	6.0x100mm	221.0	35.5	6.0	6	36	6.4
61605	6.0x150mm	271.0	35.5	6.0	6	36	7.0
61606	8.0x150mm	272.0	39.0	8.0	6	36	8.3
61607	8.0x200mm	322.0	39.0	8.0	4	24	6.2
61608	8.0x250mm	372.0	39.0	8.0	4	24	6.8

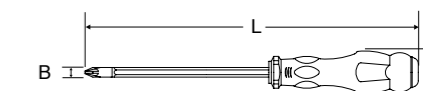
ANSI B107.15
DIN 5264



GO THROUGH SCREWDRIVER - PHILLIPS

Part No.	Size	L(mm)	A(mm)	B(mm)			G.W.(kg)
61703	#2x100mm	221.0	35.5	6.0	6	36	6.4
61705	#2x150mm	271.0	35.5	6.0	6	36	7.0
61706	#3x150mm	272.0	39.0	8.0	6	36	8.3
61707	#3x200mm	322.0	39.0	8.0	4	24	6.2
61708	#3x250mm	372.0	39.0	8.0	4	24	6.8

ANSI B107.15
DIN 5264

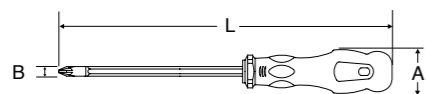


106 Screwdriver & Nut Driver - Open Stock

T-SERIES POZI

Part No.	Size	L(mm)	A(mm)	B(mm)	12	144	G.W.(kg)
61901	PZ0x75mm	159.0	26.0	3.0	12	144	4.8
61902	PZ1x100mm	200.0	28.0	5.0	12	144	8.8
61903	PZ1x150mm	250.0	28.0	5.0	12	144	10.1
61904	PZ2x100mm	214.0	34.6	6.0	12	144	14.2
61905	PZ2x150mm	264.0	34.6	6.0	12	144	16.1
61906	PZ3x150mm	264.0	34.6	6.0	12	96	13.6

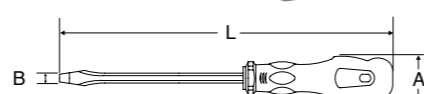
ANSI B107.15
DIN 5264



T-SERIES SLOTTED

Part No.	Size	L(mm)	A(mm)	B(mm)	12	144	G.W.(kg)
63402	3.0x75mm	159.0	26.0	3.0	12	144	5.8
63403	3.0x100mm	184.0	26.0	3.0	12	144	6.4
63404	3.0x150mm	233.0	23.5	3.0	12	144	6.7
63405	3.0x200mm	283.0	23.5	3.0	12	144	7.1
63407	5.0x75mm	175.0	28.0	5.0	12	144	9.1
63408	5.0x100mm	200.0	28.0	5.0	12	144	9.8
63409	5.0x150mm	250.0	26.0	5.0	12	144	10.7
63410	5.0x200mm	300.0	26.0	5.0	12	144	11.8
63411	6.0x38mm	98.0	35.5	6.0	12	144	8.9
63412	6.0x100mm	214.0	34.6	6.0	12	144	14.4
63413	6.0x150mm	264.0	34.6	6.0	12	144	16.5
63414	6.0x200mm	315.0	34.0	6.0	12	96	12.3
63415	6.0x250mm	365.0	34.0	6.0	12	96	13.5
63416	8.0x150mm	265.0	35.5	8.0	12	96	14.1
63417	8.0x200mm	314.0	34.6	8.0	12	96	15.8

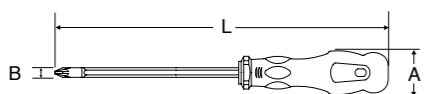
ANSI B107.15
DIN 5265



T-SERIES PHILLIPS

Part No.	Size	L(mm)	A(mm)	B(mm)	12	144	G.W.(kg)
63502	#0x75mm	159.0	26.0	3.0	12	144	4.8
63503	#0x100mm	183.0	23.5	3.0	12	144	5.2
63504	#0x150mm	233.0	23.5	3.0	12	144	5.8
63505	#0x200mm	283.0	23.5	3.0	12	144	6.2
63507	#1x75mm	175.0	28.0	5.0	12	144	8.3
63508	#1x100mm	200.0	28.0	5.0	12	144	8.8
63509	#1x150mm	250.0	26.0	5.0	12	144	10.1
63510	#1x200mm	300.0	28.0	5.0	12	144	11.4
63511	#2x38mm	99.0	36.0	6.0	12	144	12.8
63512	#2x100mm	214.0	34.6	6.0	12	144	14.2
63513	#2x150mm	264.0	34.6	6.0	12	144	16.1
63514	#2x200mm	315.0	34.0	6.0	12	96	12.2
63515	#2x250mm	364.0	34.6	6.0	12	96	13.3
63516	#3x150mm	264.0	34.6	8.0	12	96	13.6
63517	#3x200mm	314.0	34.6	8.0	12	96	15.8

ANSI B107.15
DIN 5262



T-SERIES DUAL HEAD

Part No.	Size	L(mm)	A(mm)	B(mm)	6	72	G.W.(kg)
66202	#2&6mmx38mm	99.0	36.0	6.4	6	72	5.1
66203	#1&5mmx100mm	214.0	34.6	6.4	6	72	8.0
66204	#2&6mmx100mm	214.0	34.6	6.4	6	72	8.0
66205	#1&5mmx150mm	264.0	34.6	6.4	6	72	9.0
66206	#2&6mmx150mm	264.0	34.6	6.4	6	72	9.0

ANSI B107.15
DIN 5264



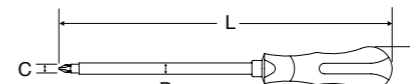
⚠ Nature of this product is subject to wear and tear upon usage.
Not covered under Lifetime Warranty.

Screwdriver & Nut Driver - Open Stock 107

INSULATED PHILLIPS

Part No.	Size	L(mm)	A(mm)	B(mm)	C(mm)	10	420	G.W.(kg)
61211	#0x60mm	148.0	26.0	4.8	3.0	10	420	15.6
61212	#1x80mm	188.0	32.4	6.2	4.5	10	210	15.5
61213	#2x100mm	210.0	32.4	7.8	6.0	10	200	18.4
61214	#3x150mm	266.0	36.0	9.7	8.0	10	150	24.4

ANSI B107.15
DIN 5264

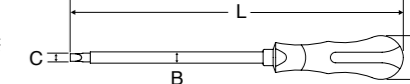


- Hardened and tempered, chrome vanadium steel blade for strength and durability with precision finished tip
- Ergonomic dual material grip handle designed for comfort and performance
- Meet DIN standards, VDE and GS certification
- Every single handle is 10,000 volts tested and rated up to 1000 volts for safety


INSULATED SLOTTED

Part No.	Size	L(mm)	A(mm)	B(mm)	C(mm)	10	240	G.W.(kg)
61311	2.5x75mm	162.0	26.0	4.5	2.5	10	240	9.7
61312	3x100mm	188.0	25.9	4.9	3.0	10	200	9.0
61313	4x100mm	208.0	32.3	6.2	4.0	10	200	14.4
61314	5.5x125mm	232.0	32.3	6.9	5.0	10	150	13.6
61315	6.5x150mm	258.0	32.4	7.5	5.5	10	150	15.2

ANSI B107.15
DIN 5264

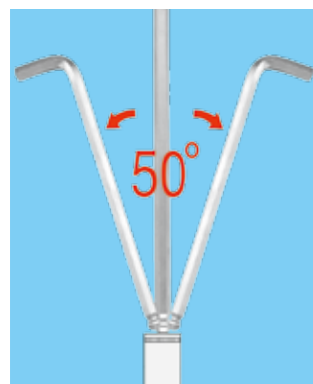


- Hardened and tempered, chrome vanadium steel blade for strength and durability with precision finished tip
- Ergonomic dual material grip handle designed for comfort and performance
- Meet DIN standards, VDE and GS certification
- Every single handle is 10,000 volts tested and rated up to 1000 volts for safety




108 Hex Key

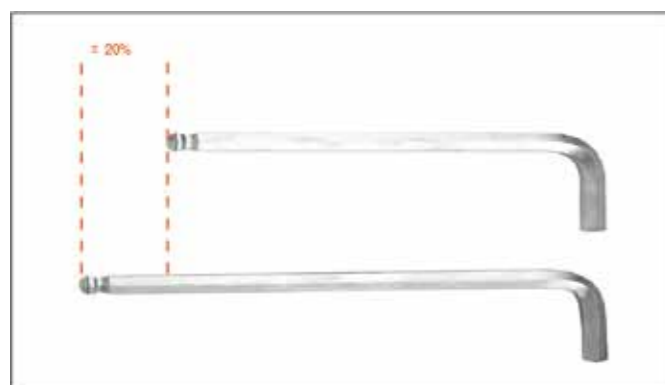
- Made of Chrome Vanadium Steel to provide maximum strength and durability



For use in narrow space / angle.



Hexagonal ends.



Extra-long to improve torque range.



Hex Key - Set 109

9PC. EXTRA LONG BALL POINT SET (METRIC)

Part No.	Content			G.W.(kg)
09101	9PC.	6	36	16.9

DESCRIPTION:
1.5mm, 2mm,
2.5mm, 3mm,
4mm, 5mm,
6mm, 8mm,
10mm



12PC. EXTRA LONG BALL POINT SET (S.A.E.)

Part No.	Content			G.W.(kg)
09102	12PC.	6	36	17.4

DESCRIPTION:
1/16", 5/64",
3/32", 7/64",
1/8", 9/64",
5/32", 3/16",
7/32", 1/4",
5/16", 3/8"



9PC. EXTRA LONG SET (METRIC)

Part No.	Content			G.W.(kg)
09103	9PC.	6	36	16.9

DESCRIPTION:
1.5mm, 2mm,
2.5mm, 3mm,
4mm, 5mm,
6mm, 8mm,
10mm



12PC. EXTRA LONG SET (S.A.E.)

Part No.	Content			G.W.(kg)
09104	12PC.	6	36	16.9

DESCRIPTION:
1/16", 5/64",
3/32", 7/64",
1/8", 9/64",
5/32", 3/16",
7/32", 1/4",
5/16", 3/8"



110 Hex Key - Set

9PC. BALL POINT SET (METRIC)

Part No.	Content			G.W.(kg)
09105	9PC.	6	48	17.0

DESCRIPTION:
1.5mm, 2mm,
2.5mm, 3mm,
4mm, 5mm,
6mm, 8mm,
10mm



12PC. BALL POINT SET (S.A.E.)

Part No.	Content			G.W.(kg)
09106	12PC.	6	48	21.5

DESCRIPTION:
1/16", 5/64",
3/32", 7/64",
1/8", 9/64",
5/32", 3/16",
7/32", 1/4",
5/16", 3/8"



9PC. SET (METRIC)

Part No.	Content			G.W.(kg)
09107	9PC.	6	48	19.4

DESCRIPTION:
1.5mm, 2mm,
2.5mm, 3mm,
4mm, 5mm,
6mm, 8mm,
10mm



12PC. SET (S.A.E.)

Part No.	Content			G.W.(kg)
09108	12PC.	6	48	19.9

DESCRIPTION:
1/16", 5/64",
3/32", 7/64",
1/8", 9/64",
5/32", 3/16",
7/32", 1/4",
5/16", 3/8"



9PC. EXTRA LONG BALL POINT WITH HANDLE (METRIC)

Part No.	Content			G.W.(kg)
09124	9PC.	6	24	17.8

DESCRIPTION:
2mm, 2.5mm,
3mm, 4mm,
5mm, 6mm,
7mm, 8mm,
10mm



8PC. EXTRA LONG TORX® SET (TAMPER-PROOF)

Part No.	Content			G.W.(kg)
09701	8PC.	12	72	7.1

DESCRIPTION:
TT-6, TT-7,
TT-8, TT-9,
TT-10, TT-15,
TT-20, TT-25



9PC. SET (METRIC)

Part No.	Content			G.W.(kg)
09107	9PC.	6	48	19.4

DESCRIPTION:
1.5mm, 2mm,
2.5mm, 3mm,
4mm, 5mm,
6mm, 8mm,
10mm



12PC. SET (S.A.E.)

Part No.	Content			G.W.(kg)
09108	12PC.	6	48	19.9

DESCRIPTION:
1/16", 5/64",
3/32", 7/64",
1/8", 9/64",
5/32", 3/16",
7/32", 1/4",
5/16", 3/8"



9PC. EXTRA LONG TORX® SET (TAMPER-PROOF)

Part No.	Content			G.W.(kg)
09702	9PC.	6	48	18.4

DESCRIPTION:
TT-10, TT-15,
TT-20, TT-25,
TT-27, TT-30,
TT-40, TT-45,
TT-50



8PC. FOLDUP SET (METRIC)

Part No.	Content			G.W.(kg)
09121	8PC.	12	72	14.3

DESCRIPTION:
1.5mm, 2mm,
2.5mm, 3mm,
4mm, 5mm,
6mm, 8mm



112 Hex Key - Set

9PC. FOLDUP SET (S.A.E.)

Part No.	Content			G.W.(kg)
09122	9PC.	12	72	13.3

DESCRIPTION:
1/4", 7/32",
3/16", 5/64",
3/32", 7/64",
1/8", 9/64",
5/32"



8PC. FOLDUP TORX® SET (TAMPER-PROOF)

Part No.	Content			G.W.(kg)
09123	8PC.	12	72	13.2

DESCRIPTION:
TT-9, TT-10,
TT-15, TT-20,
TT-25, TT-27,
TT-30, TT-40

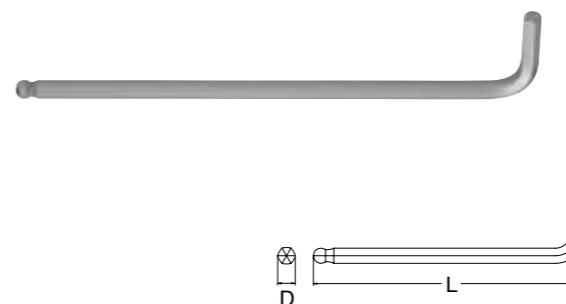


Hex Key - Open Stock 113

EXTRA LONG BALL POINT (METRIC)

Part No.	Size	L(mm)	D(mm)			G.W.(kg)
80104	1.5mm	91.0	1.5	100	1600	3.3
80105	2mm	103.0	2.0	100	600	2.8
80106	2.5mm	114.0	2.5	100	500	3.6
80107	3mm	128.0	3.0	100	500	5.2
80108	4mm	144.0	4.0	100	300	6.1
80110	5mm	163.0	5.0	60	240	8.4
80112	6mm	184.0	6.0	50	150	8.4
80114	8mm	207.0	8.0	20	120	13.0
80116	10mm	233.0	10.0	10	120	21.9


DIN 911



EXTRA LONG (METRIC)

Part No.	Size	L(mm)	D(mm)			G.W.(kg)
80304	1.5mm	91.0	1.5	100	1600	3.2
80305	2mm	103.0	2.0	100	600	2.8
80306	2.5mm	114.0	2.5	100	500	3.5
80307	3mm	128.0	3.0	100	500	5.3
80308	4mm	144.0	4.0	100	300	6.1
80310	5mm	163.0	5.0	60	240	8.2
80312	6mm	184.0	6.0	50	150	8.5
80314	8mm	207.0	8.0	20	120	13.0
80316	10mm	233.0	10.0	10	120	22.1

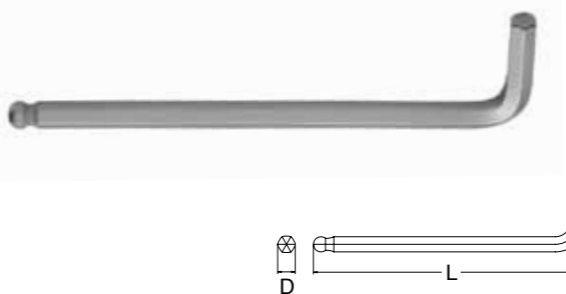
DIN 911



BALL POINT (METRIC)

Part No.	Size	L(mm)	D(mm)			G.W.(kg)
81104	1.5mm	75.0	1.5	100	1600	2.9
81105	2mm	82.0	2.0	100	600	2.4
81106	2.5mm	89.0	2.5	100	600	3.5
81107	3mm	98.0	3.0	100	600	5.0
81108	4mm	110.0	4.0	100	600	9.1
81110	5mm	125.0	5.0	50	500	13.1
81111	5.5mm	134.0	5.5	40	320	11.0
81112	6mm	142.0	6.0	40	320	13.6
81113	7mm	151.0	7.0	30	300	12.8
81114	8mm	161.0	8.0	20	120	10.5
81116	10mm	182.0	10.0	10	120	17.6

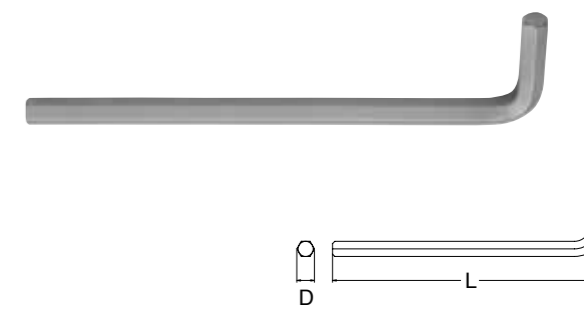
DIN 911



HEX KEYS (METRIC)

Part No.	Size	L(mm)	D(mm)			G.W.(kg)
81304	1.5mm	78.0	1.5	100	1600	3.1
81305	2mm	85.0	2.0	100	600	2.6
81306	2.5mm	92.0	2.5	100	600	3.8
81307	3mm	101.0	3.0	100	600	5.1
81308	4mm	110.0	4.0	100	600	9.0
81310	5mm	123.0	5.0	80	320	8.7
81312	6mm	142.0	6.0	40	320	13.8
81314	8mm	163.0	8.0	25	150	13.0
81316	10mm	180.0	10.0	20	120	18.0

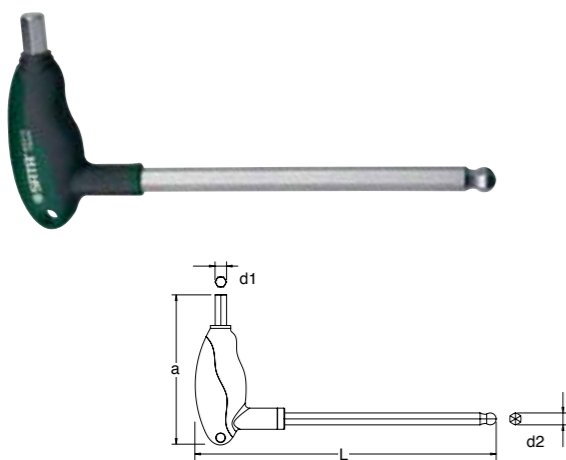
DIN 911



114 Hex Key - Open Stock

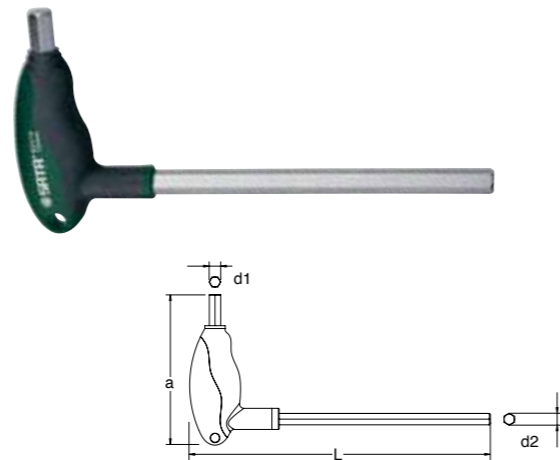
T-HANDLE BALL POINT (METRIC)

Part No.	Size	L(mm)	a(mm)	d1(mm)	d2(mm)			G.W.(kg)
83105	2mm	135.0	93.5	2.0	2.0	12	144	4.2
83106	2.5mm	142.0	94.5	2.5	2.5	12	144	5.0
83107	3mm	154.0	94.0	3.0	3.0	12	144	5.2
83108	4mm	165.0	111.0	4.0	4.0	12	144	6.6
83110	5mm	177.0	112.0	5.0	5.0	12	144	8.5
83112	6mm	187.0	131.0	6.0	6.0	12	72	8.3
83113	7mm	192.0	131.0	7.0	7.0	12	72	9.8
83114	8mm	198.0	131.5	8.0	8.0	12	72	11.9
83116	10mm	209.0	131.5	10.0	10.0	12	72	16.7




T-HANDLE (METRIC)

Part No.	Size	L(mm)	a(mm)	d1(mm)	d2(mm)			G.W.(kg)
83305	2mm	134.0	93.5	2.0	2.0	12	144	3.8
83306	2.5mm	142.0	94.5	2.5	2.5	12	144	4.7
83307	3mm	154.0	94.0	3.0	3.0	12	144	5.2
83308	4mm	165.0	111.0	4.0	4.0	12	144	6.4
83310	5mm	177.0	112.0	5.0	5.0	12	144	8.4
83312	6mm	187.0	131.0	6.0	6.0	12	72	8.3
83313	7mm	192.0	131.0	7.0	7.0	12	72	10.0
83314	8mm	198.0	131.5	8.0	8.0	12	72	11.9
83316	10mm	209.0	131.5	10.0	10.0	12	72	16.9



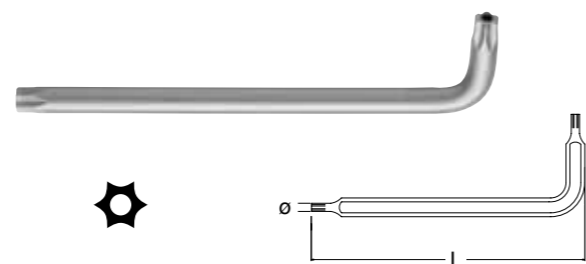
HEX KEYS (METRIC)

Part No.	Size	L(mm)	D(mm)			G.W.(kg)
84318	12mm	219.0	12	10	60	16.0
84320	14mm	244.0	14	10	40	17.0
84323	17mm	267.0	17	5	30	20.0
84325	19mm	298.0	19	5	20	19.0
84328	22mm	422.0	22	5	10	15.0



LONG TORX® WRENCH (TAMPER - PROOF)

Part No.	Size	L(mm)	Ø(mm)			G.W.(kg)
84501	TT-6	70.0	16.0	72	864	5.0
84502	TT-7	74.0	16.0	72	864	5.0
84503	TT-8	78.0	16.0	72	864	5.3
84504	TT-9	82.0	16.0	72	864	6.8
84505	TT-10	86.0	17.0	72	864	7.0
84506	TT-15	90.0	18.0	72	864	9.0
84507	TT-20	95.0	19.0	72	432	6.6
84508	TT-25	100.0	20.0	72	432	8.2
84509	TT-27	105.0	22.0	72	432	10.0
84510	TT-30	114.0	24.0	72	432	13.1
84511	TT-40	124.0	26.0	72	432	21.4
84512	TT-45	133.0	29.0	20	120	8.6
84513	TT-50	152.0	32.0	20	120	12.0



Hammer & Punches 115



116 Punches - Set

5PC. PUNCH SET

Part No.	Content			G.W.(kg)
09161	5PC.	20	40	14.5

DESCRIPTION:

- 1 - Center Punches (90751)
- 1 - Drift Punches (90752)
- 1 - Drift Pin (90753)
- 1 - Cape Chisels (90754)
- 1 - Flat Chisels (90755)



⚠ Nature of this product is subject to wear and tear upon usage. Not covered under Lifetime Warranty.

6PC. PIN PUNCH SET

Part No.	Content			G.W.(kg)
09162	6PC.	6	24	17.1

DESCRIPTION:

- 2mm, 3mm, 4mm, 5mm, 6mm, 8mm



⚠ Nature of this product is subject to wear and tear upon usage. Not covered under Lifetime Warranty.

3PC. COLD CHISEL SET

Part No.	Content			G.W.(kg)
09163	3PC.	4	8	16.4

DESCRIPTION:

- Flat Chisels 20mm, 22mm, 25mm



⚠ Nature of this product is subject to wear and tear upon usage. Not covered under Lifetime Warranty.

13PC. PUNCH SET

Part No.	Content		G.W.(kg)
09164	13PC.	8	12.0

DESCRIPTION:

- 2 - Center Punches 4mm, 5mm
- 1 - Drift Punches 3mm
- 6 - Pin Punches 2mm, 3mm, 4mm, 5mm, 6mm, 8mm
- 1 - Cape Chisels 5mm
- 3 - Flat Chisels 12mm, 15mm, 18mm

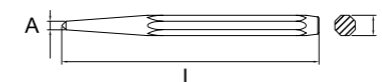


⚠ Nature of this product is subject to wear and tear upon usage. Not covered under Lifetime Warranty.

Hammer & Punches 117

CENTER PUNCH

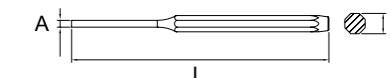
Part No.	Size	L(mm)	A(mm)	B(mm)			G.W.(kg)
90751	4mm	120.0	4.0	9.5	100	200	11.5
90762	5mm	150.0	5.0	12.0	10	120	14.0



⚠ Nature of this product is subject to wear and tear upon usage. Not covered under Lifetime Warranty.

PIN PUNCH

Part No.	Size	L(mm)	A(mm)	B(mm)			G.W.(kg)
90771	2mm	150.0	2.0	9.5	10	200	12.0
90772	3mm	150.0	3.0	9.5	10	200	12.0
90753	4mm	150.0	4.0	9.5	10	200	12.5
90774	5mm	150.0	5.0	9.5	10	200	13.0
90775	6mm	150.0	6.0	12.0	10	120	12.0
90776	8mm	150.0	8.0	12.0	10	120	13.4



⚠ Nature of this product is subject to wear and tear upon usage. Not covered under Lifetime Warranty.

COLD CHISEL

Part No.	Size	L(mm)	A(mm)	B(mm)			G.W.(kg)
90782	15mm	150.0	15.0	12.0	10	120	16.0
90783	18mm	175.0	18.0	14.0	10	80	16.7



⚠ Nature of this product is subject to wear and tear upon usage. Not covered under Lifetime Warranty.

COLD CHISEL

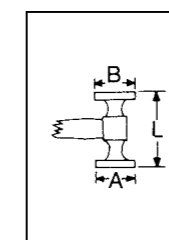
Part No.	Size	L(mm)	A(mm)	B(mm)			G.W.(kg)
90784	20mm	200.0	20	16	6	48	15.0
90785	22mm	250.0	22	20	6	24	14.9
90786	25mm	300.0	25	22	4	16	14.8



⚠ Nature of this product is subject to wear and tear upon usage. Not covered under Lifetime Warranty.

STANDARD BUMPING

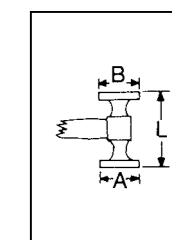
Part No.	Wgt(g)	Overall L(mm)	L(mm)	A(mm)	B(mm)			G.W.(kg)
92101	310	330.0	97.0	41.0	38.0	6	36	16.4



• Flat faces, Polish striking heads & cheeks

HEAVY SHRINKING

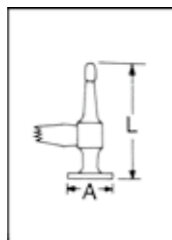
Part No.	Wgt(g)	Overall L(mm)	L(mm)	A(mm)	B(mm)			G.W.(kg)
92102	310	330.0	97.0	48.0	41.0	6	36	15.6



• Flat faces, milled square face, Polish striking heads & cheeks

CURVED PEIN & FINISHING

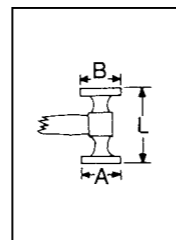
Part No.	Wgt(g)	Overall L(mm)	L(mm)	A(mm)			G.W.(kg)
92103	280	330.0	140.0	41.0	6	36	16.6



- Flat faces, Polish striking heads & cheeks

LIGHT SHRINKING

Part No.	Wgt(g)	Overall L(mm)	L(mm)	A(mm)	B(mm)			G.W.(kg)
92104	310	330.0	97.0	41.0	38.0	6	36	15.2

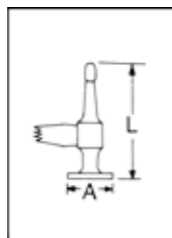


ASME B107.56-1999

- Flat faces, milled square face, Polish striking heads & cheeks

STRAIGHT PEIN & FINISHING

Part No.	Wgt(g)	Overall L(mm)	L(mm)	A(mm)			G.W.(kg)
92105	280	330.0	140.0	41.0	6	36	16.2

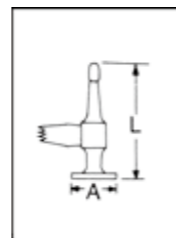


ASME B107.56-1999

- Cross faces, Polish striking heads, Pick head & cheeks

PICK & FINISHING

Part No.	Wgt(g)	Overall L(mm)	L(mm)	A(mm)			G.W.(kg)
92106	265	330.0	137.0	38.0	6	36	15.6

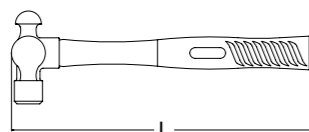


ASME B107.56-1999

- Cross face, with round point pick head to remove low spots when metal finishing
- Polished striking head, pick head & cheeks

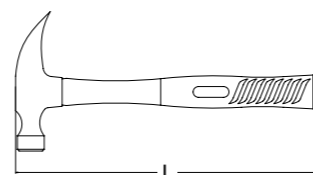
BALL PEIN - FIBERGLASS

Part No.	Wgt(g)	Overall L(mm)			G.W.(kg)
92302	454 / 16oz	335.0	2	12	9.5
92303	680 / 24oz	390.0	2	12	13.5
92304	910 / 32oz	390.0	2	12	15.7



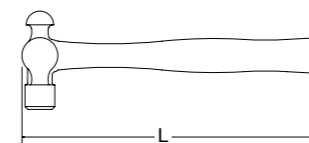
CLAW - FIBERGLASS

Part No.	Wgt(g)	Overall L(mm)			G.W.(kg)
92306	454 / 16oz	330.0	2	12	10.0
92307	680 / 24oz	390.0	2	12	12.9



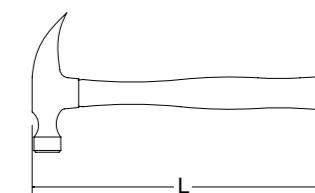
BALL PEIN - WOOD HANDLE

Part No.	Wgt(g)	Overall L(mm)			G.W.(kg)
92312	454 / 16oz	336.0	6	24	15.3
92313	680 / 24oz	356.0	6	18	17.3
92314	910 / 32oz	376.0	6	12	16.3



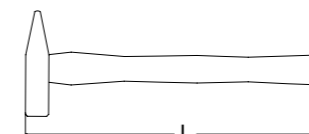
CLAW - WOOD HANDLE

Part No.	Wgt(g)	Overall L(mm)			G.W.(kg)
92322	370 / 13oz	308	6	24	15.3
92323	454 / 16oz	330	6	24	18.0
92324	567 / 20oz	330	6	24	20.7



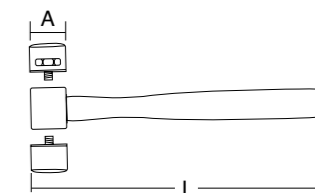
ENGINEERS - WOOD HANDLE

Part No.	Wgt(g)	Overall L(mm)			G.W.(kg)
92401	200	285	4	24	7.2
92402	300	300	4	24	11.2
92403	400	320	2	12	7.0
92404	500	320	2	12	8.3
92405	800	350	2	12	13.2
92406	1000	360	2	12	15.1



FINISHING - WOOD HANDLE

Part No.	Wgt(g)	Overall L(mm)	A(mm)			G.W.(kg)
92501	160	260.0	22.0	6	60	6.3
92502	162	300.0	28.0	6	36	7.5
92503	308	320.0	35.0	6	36	14.0
92504	454	320.0	45.0	6	24	12.6
92505	778	385.0	60.0	4	16	16.4



Plastic hammer head is not covered under Lifetime Warranty.

SOFT PLASTIC HAMMER HEAD

Part No.	Outside Diameter			G.W.(kg)
92521	22mm	48	288	4.3
92522	28mm	48	288	7.2
92523	35mm	24	192	9.5
92524	45mm	24	96	7.7
92525	60mm	12	72	10.5



Nature of this product is subject to wear and tear upon usage. Not covered under Lifetime Warranty.

HARD PLASTIC HAMMER HEAD

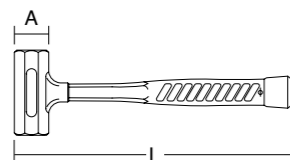
Part No.	Outside Diameter			G.W.(kg)
92531	22mm	48	288	3.9
92532	28mm	48	288	7.3
92533	35mm	24	192	8.0
92534	45mm	24	96	7.7
92535	60mm	12	72	21.0



Nature of this product is subject to wear and tear upon usage. Not covered under Lifetime Warranty.

DEAD BLOW HAMMER (RUBBER)

Part No.	Wgt(g)	Overall L(mm)	A(mm)			G.W.(kg)
92901	400	260.0	35.0	6	48	18.4
92902	520	286.0	45.0	6	36	20.9
92903	1050	350.0	55.0	4	24	25.9
92904	1500	370.0	65.0	4	16	22.7



- Synthetic rubber of high and impact resistance
- Cast steel with excellent hardness and impact-absorbing

Nature of this product is subject to wear and tear upon usage. Not covered under Lifetime Warranty.



- Tools that have been specially designed to your greatest conveniences
- Simplify your job
- Easy to use
- Reliable and Safe to use



Specially designed wrench removes and installs hard-to-reach oil filters.



Mostly used in measuring the clearance between two parts.



Two-way action installs or removes filters.



6PC. AUTO BODY REPAIR KIT

Part No.	Content			G.W.(kg)
09152	6PC.	4		15.2

DESCRIPTION:

- 1 - Anvil Dolly
- 1 - Curved Dolly
- 1 - Pry & Bumping Spoon
- 1 - Toe Dolly
- 1 - Light Shrinking Hammer
- 1 - Pick & Finishing Hammer



14PC. FEELER GAUGES SET

Part No.	Content			G.W.(kg)
09401	14PC.	12	144	12.1

DESCRIPTION:

0.05mm, 0.10mm, 0.15mm, 0.20mm, 0.25mm, 0.30mm, 0.40mm, 0.50mm, 0.60mm, 0.70mm, 0.80mm, 0.90mm, 1.00mm

Blade Length: 3"

Conform to DIN2275 & JIS B 7524-1992 standard.



Nature of this product is subject to wear and tear upon usage. Not covered under Lifetime Warranty.

16PC. FEELER GAUGES SET


Part No.	Content			G.W.(kg)
09402	16PC.	12	144	17.4

DESCRIPTION:

0.05mm, 0.10mm, 0.15mm, 0.20mm, 0.25mm, 0.30mm, 0.35mm, 0.40mm, 0.50mm, 0.55mm, 0.60mm, 0.70mm, 0.75mm, 0.80mm, 0.90mm, 1.00mm

Blade Length: 4"

Conform to DIN2275 & JIS B 7524-1992 standard.



Nature of this product is subject to wear and tear upon usage. Not covered under Lifetime Warranty.

23PC. FEELER GAUGES SET

Part No.	Content			G.W.(kg)
09405	23PC.	12	144	16.6

DESCRIPTION:

0.02mm, 0.03mm, 0.04mm, 0.05mm, 0.10mm, 0.15mm, 0.20mm, 0.25mm, 0.30mm, 0.35mm, 0.40mm, 0.45mm, 0.50mm, 0.55mm, 0.60mm, 0.65mm, 0.70mm, 0.75mm, 0.80mm, 0.85mm, 0.90mm, 0.95mm, 1.00mm

Blade Length: 4"

Conform to DIN2275 & JIS B 7524-1992 standard.



Nature of this product is subject to wear and tear upon usage. Not covered under Lifetime Warranty.

32PC. FEELER GAUGES SET

Part No.	Content			G.W.(kg)
09407	32PC.	12	144	20.7

DESCRIPTION:

0.02mm, 0.03mm, 0.04mm, 0.05mm, 0.06mm, 0.07mm, 0.08mm, 0.09mm, 0.10mm, 0.13mm, 0.15mm, 0.18mm, 0.20mm, 0.23mm, 0.25mm, 0.28mm, 0.30mm, 0.33mm, 0.38mm, 0.40mm, 0.45mm, 0.50mm, 0.55mm, 0.60mm, 0.63mm, 0.65mm, 0.70mm, 0.75mm, 0.80mm, 0.85mm, 0.90mm, 1.00mm

Blade Length: 4"

Conform to DIN2275 & JIS B 7524-1992 standard.



Nature of this product is subject to wear and tear upon usage. Not covered under Lifetime Warranty.

8PC. END CAP OIL FILTER WRENCH SET

Part No.	Content			G.W.(kg)
09703	8PC.	2	4	9.1

DESCRIPTION:

- 6 - 3/8"DR. End Cap Oil Filter Wrench 65, 74/76, 76, 80, 90, 93mm
- 1 - 3/8"DR. Quick-Release Ratchet
- 1 - 1/2"DR. Adapter 3/8"DR.



- Specially designed wrench removes and installs hard-to-reach oil filters. Caution: Do not use with power tools.

50PC. AUTO REPAIR MASTER TOOL SET

Part No.	Content		G.W.(kg)
09508	50PC.	2	19.2

DESCRIPTION:

- 11 - 1/2"Dr. 12pt. Metric Sockets 8, 10, 12, 17, 18, 19, 20, 21, 22, 24, 27mm
- 1 - 1/2"Dr. 50L Bit Socket Hex 17mm
- 1 - 1/2"Dr. 100L Bit Socket Hex 7mm
- 9 - 1/2"Dr. Extra Long Bit Sockets Hex 6x70, 8x120, 6x250, 5x180, 6x140, 10x140mm Spline M8x100mm, M10x120mm, M10x140mm
- 9 - Extra Long Arm Ball Point Hex Key 1.5, 2, 2.5, 3, 4, 5, 6, 8, 10mm
- 2 - 1/2"Dr. Spark Plug Sockets 16, 21mm
- 2 - Go Through Screwdrivers Slotted 6x100mm Phillips #6x100mm
- 15 - Accessories
 - 1/2"Dr. Quick-Release Ratchet
 - 1/2"Dr. Sliding T-Bar
 - 1/2"Dr. Wobble Extension Bars 5", 10"
 - 1/2"Dr. Universal Joint
 - 1/2"Dr. Offset Handle 260mm
 - 3/8"Dr. Two Way Oil Filter Wrench with Adapter
 - Raised Panel Combination Wrenches 8, 10, 13, 17, 19, 22mm
 - Front Shock Absorption Install Tool
 - Shock Absorption Install Socket



124 Auto Specialty Tool

56PC. AUTO REPAIR MASTER TOOL SET

Part No.	Content			G.W.(kg)
09509	56PC.	4		20.2

DESCRIPTION:
 15 - 3/8"Dr. 6pt. Metric Sockets 7, 8, 10, 11, 12, 13, 14, 15, 16, 17, 18, 19, 21, 22, 24mm
 15 - 1/4"Dr. 25L Bits
 Slotted 4, 5, 6.5mm
 Phillips #1, #3 Hex 3, 4, 5, 6mm
 Tamper Torx® T10, T15, T20, T25, T30, T40
 2 - 3/8"Dr. Spark Plug Sockets 16, 21mm
 2 - Go Through Screwdrivers
 Slotted 6x100mm
 Phillips #2x100mm
 22 - Accessories
 1/4"Dr. Spinner Handle
 1/4"Dr. Adapter
 1/4"Dr. x 1/4" Shank Bit Coupler
 3/8"Dr. Quick-Release Ratchet
 3/8"Dr. Wobble Extension Bars 3", 10"
 3/8"Dr. Universal Joint
 3/8"Dr. Adapter
 1/2"Dr. 3-Way Adapter
 Combination Wrenches 8, 10, 12, 13, 14, 15, 16, 17, 18, 19, 22mm
 Long Nose Pliers 6"
 Slip Joint Pliers 8"



5PC. EXTRACTOR SET

Part No.	Content			G.W.(kg)
09704	5PC.	20	120	16.3

DESCRIPTION:
 2.5mm, 3.0mm, 4.5mm, 6.0mm, 8.0mm



- Tapered extractors for broken screws and studs.
- Made from hardened and tempered steel (Cr-Mo).
 (For removing screws and studs that cannot be held firmly)

Nature of this product is subject to wear and tear upon usage. Not covered under Lifetime Warranty.

5PC. EXTRACTOR SET

Part No.	Content			G.W.(kg)
09704A	5PC.	6	72	11.2

DESCRIPTION:
 3.3mm, 5.3mm, 6.4mm, 8.8mm, 11.2mm



Nature of this product is subject to wear and tear upon usage. Not covered under Lifetime Warranty.

Auto Specialty Tool 125

5PC. HOOK AND PICK SET

Part No.	Content			G.W.(kg)
09709	5PC.	20	200	11.0



DETECTING SCREWDRIVER

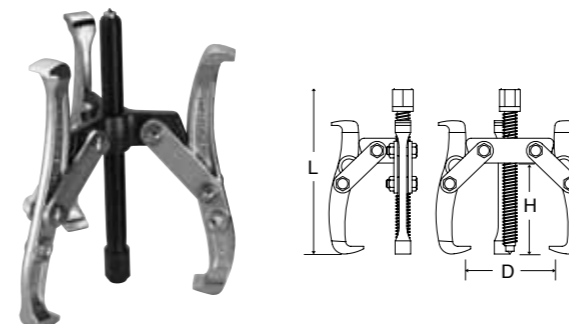
Part No.			G.W.(kg)
62601	24	240	9.8



Nature of this product is subject to wear and tear upon usage. Not covered under Lifetime Warranty.

3 JAW GEAR PULLERS

Part No.	Size	L(mm)	D(mm)	H(mm)		G.W.(kg)
90633	3"	125.0	75.0	60	24	15.3
90634	4"	155.0	100.0	70~95	24	27.8
90636	6"	240.0	150.0	120~160	12	31.3
90638	8"	325.0	200.0	175~235	4	23.9



CROSS WRENCH


Part No.	Size			G.W.(kg)
48101	17, 19, 21mm, 1/2"	4	12	17.0



Nature of this product is subject to wear and tear upon usage. Not covered under Lifetime Warranty.

2 JAW GEAR PULLERS

Part No.	Size	L(mm)	D(mm)	H(mm)		G.W.(kg)
90623	3"	125.0	75.0	60	48	21.6
90624	4"	155.0	100.0	70~95	24	20.9
90626	6"	240.0	150.0	120~160	16	22.3
90628	8"	325.0	200.0	175~235	6	25.1



UNIVERSAL BALL JOINT PULLER

Part No.		G.W.(kg)
90651	18	19.0




- For removing ball joints in cars and trucks.

126 Auto Specialty Tool

UNIVERSAL BALL JOINT PULLER

Part No.			G.W.(kg)
90661	18		14.4
90662	12		16.0



- Used on most cars and some light commercial vehicles.

ANVIL DOLLY

Part No.			G.W.(kg)
92203	6	12	17.0



CURVED DOLLY

Part No.			G.W.(kg)
92205	6	12	20.5



TOE DOLLY

Part No.			G.W.(kg)
92207	6	12	18.0



PRY AND BUMPING SPOON

Part No.			G.W.(kg)
92209	6	12	17.0



SCRAPER WITH WOOD HANDLE

Part No.			G.W.(kg)
95201	12	120	7.1



- ⚠ Nature of this product is subject to wear and tear upon usage. Not covered under Lifetime Warranty.

Auto Specialty Tool 127

GASKET SCRAPER

Part No.			G.W.(kg)
97105	6	48	18.0



- ⚠ Nature of this product is subject to wear and tear upon usage. Not covered under Lifetime Warranty.

HIGH PRESSURE FLEXIBLE NYLON HOSE

Part No.	Size			G.W.(kg)
97212	300mm	12	288	25.0
97213	450mm	12	192	25.0



- Heavy-duty flexible nylon hose

- ⚠ Nature of this product is subject to wear and tear upon usage. Not covered under Lifetime Warranty.

TWO WAY OIL FILTER WRENCH

Part No.	Size			G.W.(kg)
97422	63-102mm	2	16	7.4



- Two-way action installs or removes filters
- Works with 1/2" and 3/8" drive tools

GREASE COUPLER

Part No.			G.W.(kg)
97211	12	288	20.3



- Works with hydraulic-type grease fittings

- ⚠ Nature of this product is subject to wear and tear upon usage. Not covered under Lifetime Warranty.

3/8"DR. END CAP OIL FILTER WRENCH

Part No.	Size	Flute			G.W.(kg)
97401	65mm	14	4	32	6.0
97403	74/76mm	15	4	32	6.4
97404	76mm	14	4	32	6.4
97405	80mm	15	4	32	6.8
97406	90mm	15	4	32	6.8
97407	93mm	15	4	32	6.8



OIL FILTER PLIERS

Part No.	Size			G.W.(kg)
97426	12"	6	36	17.5



1/2"DR. STRAP OIL FILTER WRENCH

Part No.	Size			G.W.(kg)
97441	18"	4	32	6.6



- Use wrench on oil filters up to a 120mm diameter
- Strong nylon belt will not slip
- Use with 1/2" drive tools or 13/16" wrench tools

VALVE SEAL RING PLIERS

Part No.			G.W.(kg)
97511	6	48	20.0



- For pulling valve shafts sealing rings and removing valve spring supports

DROP FORGED COIL SPRING COMPRESSORS

Part No.	Size			G.W.(kg)
97701	270mm	2	8	16.0
97702	370mm	2	8	17.8



- Simplify the job of removing & replacing shock absorbers and struts
- Suitable for use where space under wheel arch is limited

PISTON RING COMPRESSORS

Part No.	Size			G.W.(kg)
97501	3"	30	60	10.0
97502	4"	6	30	11.0



- Positive lock action provides positive compression and fingertip release
- Heavy spring steel compresses the stiffest rings evenly
- Tool is beaded along lower edge to prevent compressor from entering the cylinder

Nature of this product is subject to wear and tear upon usage. Not covered under Lifetime Warranty.

ELECTRICAL WIRE STRIPPER AND CRIMPER

Part No.			G.W.(kg)
97521	12	72	17.5



HYDRAULIC BOTTLE JACK

Part No.	Maxi Load			G.W.(kg)
97801	2T	1	6	14.0
97803	3T	1	6	20.8
97802	5T	1	4	18.6
97804	8T	1	4	25.6
97805	10T	1	4	27.4
97806	20T	1	2	20.6
97807	30T	1	1	20.7
97808	50T	1	1	30.7



- All steel construction
- Designed for use in automotive, industrial, construction or agricultural jobs for lifting, pushing, bending and straightening
- Adjustable top screw
- Fewer working parts, extremely smooth bearing surfaces, and close tolerances ensure trouble-free service and long life. Screw adjustable pad Jacks can be used in vertical and horizontal positions

Nature of this product is subject to wear and tear upon usage. Not covered under Lifetime Warranty.

LONG RAM JACK-PORTABLE HYDRAULIC EQUIVIBAT

Part No.	Maxi Load			G.W.(kg)
97821	4T	1	1	19.0



- Easy to maintain, easy to clean remote control jacks deliver power where you need it, especially in hard to reach places on automotive frames and bodies
- They include pump, ram, and connecting hose with quick couple for fast easy detachment

Nature of this product is subject to wear and tear upon usage. Not covered under Lifetime Warranty.

ROTATING HANDLE HYDRAULIC FLOOR JACK

Part No.	Maxi Load			G.W.(kg)
97811	2T	1	1	11.2
97812	3T	1	1	17.9



- Designed for use in heavy duty truck, heavy construction and agricultural equipment maintenance garages
- Chromed ram and dust seals on floor jack prevent hydraulic contamination
- Safety by-pass and overload systems protect hydraulic block
- Additional foot pedal pumping provides fast saddle raising to the load
- Spring loaded "T" handle on floor jack can be activated to lower load in any handle position by pulling and rotating it clockwise 1/4 turn
- High carbon steel chassis provides maximum strength in a lightweight floor jack design

Nature of this product is subject to wear and tear upon usage. Not covered under Lifetime Warranty.

SCISSORS JACK

Part No.	Maxi Load			G.W.(kg)
97831	1.5T	1	10	33.0



- Lifting range 95 - 350mm
- Supplied complete with cranking handle

Nature of this product is subject to wear and tear upon usage. Not covered under Lifetime Warranty.



7 DRAWER TOOL TROLLEY

Part No.	W(mm)	D(mm)	H(mm)		G.W.(kg)
95107	680.0	458.0	860.0	1	78.5

• Screwdriver compartment for easy and convenience storage



• High durability roller track enable smooth sliding
 • Each drawer capacity should not exceed 35kg
 • Total trolley capacity should not exceed 240kg



• Two swivel (with stopper) and two fixed casters with pin rolling bearings



• PVC handle for comfortable grip



• 1.2mm thickness steel body for strong and lasting usage

8 DRAWER TOOL TROLLEY

Part No.	W(mm)	D(mm)	H(mm)		G.W.(kg)
95109	1035.0	457.0	897.0	1	110.6

• High durability roller track enable smooth sliding
 • Each drawer capacity should not exceed 35kg
 • Total trolley capacity should not exceed 240kg



• Two swivel (with stopper) and two fixed casters with pin rolling bearings



• PVC handle for comfortable grip



• 1.2mm thickness steel body for strong and lasting usage

132 Tool Storage

TOOL CHEST

Part No.	Size	W(mm)	D(mm)	H(mm)		G.W.(kg)
95101	14"	360.0	150.0	115.0	1	2.5



- Made of galvanized steel, phosphate for rust-resistant
- 1.2mm thickness steel body for strong and lasting usage
- Strong comfort handle

TOOL CHEST

Part No.	Size	W(mm)	D(mm)	H(mm)		G.W.(kg)
95102	17"	428.0	177.0	184.0	1	4.3
95103A	20"	508.0	218.0	243.0	1	6.3



- Made of galvanized steel, phosphate for rust-resistant
- 1.2mm thickness steel body for strong and lasting usage
- Strong comfort handle

5 CANTILEVER TOOL CHEST

Part No.	W(mm)	D(mm)	H(mm)		G.W.(kg)
95104A	430.0	200.0	200.0	1	8.8



- Made of galvanized steel, phosphate for rust-resistant
- 1.2mm thickness steel body for strong and lasting usage
- Strong comfort handle

3 DRAWER TOOL CHEST

Part No.	W(mm)	D(mm)	H(mm)		G.W.(kg)
95105	670.0	315.0	265.0	1	17.9



- High durability roller track enable smooth sliding
- Locking system
- 1.2mm thickness steel body for strong and lasting usage

Tool Storage 133

6 DRAWER TOOL CHEST

Part No.	W(mm)	D(mm)	H(mm)		G.W.(kg)
95106	660.0	305.0	380.0	1	28.4



- High durability roller track enable smooth sliding
- Locking system
- 1.2mm thickness steel body for strong and lasting usage

UTILITY TROLLEY

Part No.	W(mm)	D(mm)	H(mm)		G.W.(kg)
95108A	845.0	416.0	840.0	1	23.0



- Compact size for multiple usages
- Top tray for easy tools placement while work-in-progress
- Bottom tray – cater for big size tools which can't fit into drawers
- Each drawer capacity should not exceed 35kg
- Total trolley capacity should not exceed 150kg

MINI TOOL TROLLEY

Part No.	W(mm)	D(mm)	H(mm)		G.W.(kg)
95111	635.0	390.0	800.0	1	20.0



- See-through net structure on side panels
- Shuttle door for easy open / close
- Open top tray for easy tools placement
- Total trolley capacity should not exceed 100kg

Nature of this product is subject to wear and tear upon usage. Not covered under Lifetime Warranty.

ROLLING TOOL TROLLEY

Part No.	W(mm)	D(mm)	H(mm)		G.W.(kg)
95113	785.0	440.0	425.0	1	35.0



- Two swivel (with stopper) and two fixed casters with pin rolling bearings
- High durability roller track enable smooth sliding

134 Tool Storage

2 DRAWER TOOL TROLLEY

Part No.	W(mm)	D(mm)	H(mm)		G.W.(kg)
95118	1336.0	416.0	940.0	1	52.0



- Screwdriver compartment for easy and convenience storage
- Two swivel (with stopper) and two fixed casters with pin rolling bearings
- Flip open top provides greater accessibility to tools
- Foldable side table is convenient and saves space
- High durability roller track enable smooth sliding
- Each drawer capacity should not exceed 35kg
- Total trolley capacity should not exceed 150kg

4 DRAWER TOOL TROLLEY

Part No.	W(mm)	D(mm)	H(mm)		G.W.(kg)
95119	890.0	535.0	1013.0	1	87.0



- PVC handle for comfortable grip
- Two swivel (with stopper) and two fixed casters with pin rolling bearings
- Flip open top provides greater accessibility to tools
- Foldable side table is convenient and saves space
- High durability roller track enable smooth sliding
- 4 protective covered legs prevent damage against knocks
- Each drawer capacity should not exceed 45kg
- Total trolley capacity should not exceed 240kg

ALUMINUM TOOL BOX

Part No.	Size	W(mm)	D(mm)	H(mm)			G.W.(kg)
03601	16"	425.0	305.0	125.0	1	5	15.1



Nature of this product is subject to wear and tear upon usage. Not covered under Lifetime Warranty.

PLASTIC TOOL BOX

Part No.	Size	W(mm)	D(mm)	H(mm)			G.W.(kg)
95161	15"	385.0	202.0	140.0	1	6	5.8



Nature of this product is subject to wear and tear upon usage. Not covered under Lifetime Warranty.

PLASTIC TOOL BOX

Part No.	Size	W(mm)	D(mm)	H(mm)			G.W.(kg)
95162	16"	400.0	225.0	203.0	1	6	12.3



Nature of this product is subject to wear and tear upon usage. Not covered under Lifetime Warranty.

PLASTIC TOOL BOX

Part No.	Size	W(mm)	D(mm)	H(mm)			G.W.(kg)
95163	18"	450.0	243.0	210.0	1	6	13.8



Nature of this product is subject to wear and tear upon usage. Not covered under Lifetime Warranty.

PLASTIC TOOL BOX


Part No.	Size	W(mm)	D(mm)	H(mm)			G.W.(kg)
95164	21"	530.0	253.0	220.0	1	6	18.0



Nature of this product is subject to wear and tear upon usage. Not covered under Lifetime Warranty.

PLASTIC CANTILEVER TOOL BOX

Part No.	Size	W(mm)	D(mm)	H(mm)			G.W.(kg)
95166	17"	440.0	230.0	250.0	1	6	15.8



Nature of this product is subject to wear and tear upon usage. Not covered under Lifetime Warranty.

Usage:
For daily usage to organize your tools systematically, avoiding misplace and shortages

Advantages:

- Neat and presentable image
- Instant availability check
- Avoid / reduce tools replacement rate due to misplace
- 15 tray set available to meet your different needs

**TOOL STORAGE SYSTEM
WELL ORGANISED!!
GREAT CONVENIENT!!**

66PC. 1/4"DR. SOCKET SET (METRIC)

Part No.	Content	L(mm)	W(mm)	H(mm)		G.W.(kg)
09901	66PC.	375.0	180.0	45.0	5	8.9

DESCRIPTION:

- 14 - 6Pt. Metric Sockets
3.5, 4, 4.5, 5, 5.5, 6, 7, 8, 9, 10, 11, 12, 13, 14mm
- 12 - 6Pt. Metric Deep Sockets
4, 4.5, 5, 5.5, 6, 7, 8, 9, 10, 11, 12, 13mm
- 23 - Bit Sockets
Slotted 4, 5.5, 6.5 mm Phillips #1, #2, #3 Pozidriv #1, #2, #3
Torx® T8, T10, T15, T20, T25, T27, T30, T40 Hex 3, 4, 5, 6, 7, 8mm
- 8 - Bits 25L Phillips #0, #1, #2, #3 Slotted 3, 4, 5, 6mm
- 9 - Accessories
Quick-Release Ratchet
Spinner Handle
Wobble Extension Bar 2", 4"
Flex Shaft
Sliding T-Bar
Universal Joint
Magnetic Quick-Release Bit-Holder
Bit Adapter




33PC. 3/8"DR. SOCKET SET (METRIC)

Part No.	Content	L(mm)	W(mm)	H(mm)		G.W.(kg)
09902	33PC.	375.0	180.0	45.0	4	12.9

DESCRIPTION:

- 15 - 6Pt. Metric Sockets
8, 9, 10, 11, 12, 13, 14, 15, 16, 17, 18, 19, 21, 22, 24mm
- 8 - 6Pt. Metric Deep Sockets
10, 11, 12, 13, 14, 15, 17, 19mm
- 3 - Spark Plug Sockets 16, 18, 21mm
- 7 - Accessories
Quick-Release Ratchet
Wobble Extension Bar 10"
3/8" F x 1/4" M Adapter
Universal Joint
Bit Adapter
Locking Extension Bar 3"
3 Way Adapter 1/2" F X 3/8" M



27PC. 1/2"DR. SOCKET SET (METRIC)

Part No.	Content	L(mm)	W(mm)	H(mm)		G.W.(kg)
09903	27PC.	375.0	180.0	45.0	4	18.0

DESCRIPTION:

- 17 - 6Pt. Metric Sockets
10, 11, 12, 13, 14, 15, 16, 17, 18,
19, 21, 22, 24, 27, 30, 32, 34mm
- 5 - 6Pt. Metric Deep sockets
10, 13, 17, 19, 22mm
- 5 - Accessories
Quick-Release Ratchet
Wobble Extension Bar 10"
Universal Joint
Locking Extension Bar 5"
3 Way Adapter 3/8" F X 1/2" M



10PC. WRENCH SET (METRIC)

Part No.	Content	L(mm)	W(mm)	H(mm)		G.W.(kg)
09904	10PC.	375.0	180.0	45.0	4	10.5

DESCRIPTION:


- 2 - Ratcheting Combination Wrenches
13, 14mm
- 8 - Double Open End Wrenches
6 x 7mm, 8 x 10mm, 10 x 12mm, 11 x 13mm,
12 x 14mm, 22 x 24mm, 24 x 27mm, 30 x 32mm



10PC. DOUBLE BOX END WRENCH SET (METRIC)

Part No.	Content	L(mm)	W(mm)	H(mm)		G.W.(kg)
09905	10PC.	375.0	180.0	45.0	4	10.0


DESCRIPTION:
6 x 7mm, 8 x 10mm, 10 x 12mm, 11 x 13mm, 12 x 14mm, 14 x 17mm, 17 x 19mm, 19 x 21mm, 21 x 23mm, 24 x 27mm



30PC. COMBINATION WRENCH AND HEX KEY SET (METRIC)

Part No.	Content	L(mm)	W(mm)	H(mm)		G.W.(kg)
09906	30PC.	375.0	180.0	45.0	4	10.3

DESCRIPTION:
12 - Combination Wrenches
8, 9, 10, 11, 12, 13, 14, 15, 16, 17, 18, 19mm
9 - Extra Long Ball Point Hex Key Set
1.5, 2.0, 2.5, 3, 4, 5, 6, 8, 10mm
9 - Extra Long Temper-Proof Torx® Keys
TT-10, TT-15, TT-20, TT-25, TT-27, TT-30, TT-40, TT-45, TT-50



8PC. COMBINATION WRENCH SET (METRIC)

Part No.	Content	L(mm)	W(mm)	H(mm)		G.W.(kg)
09907	8PC.	375.0	180.0	45.0	4	8.8

DESCRIPTION:
5.5, 6, 7, 20, 21, 22, 23, 24mm



19PC. RATCHETING COMBINATION WRENCH SET (METRIC)

Part No.	Content	L(mm)	W(mm)	H(mm)		G.W.(kg)
09908	19PC.	375.0	180.0	45.0	4	9.2

DESCRIPTION:
15 - Ratcheting Combination Wrenches
5.5, 6, 7, 8, 9, 10, 11, 12, 13, 14, 15, 16, 17, 18, 19mm
1 - 1/4" Dr x 10mm Quick Release Adapter
1 - 3/8" Dr x 13mm Quick Release Adapter
1 - 1/2" Dr x 19mm Quick Release Adapter
1 - 1/4" Dr x 10mm Bit Adapter



5PC. ADJUSTABLE WRENCH AND PLIERS SET

Part No.	Content	L(mm)	W(mm)	H(mm)		G.W.(kg)
09909	5PC.	375.0	180.0	45.0	4	8.5


DESCRIPTION:
2 - Adjustable Wrenches 8", 10"
1 - Long Nose Pliers 6"
1 - Curved Jaw Locking Pliers 7"
1 - Long Nose Locking Pliers 6"



4PC. SNAP RING PLIERS SET

Part No.	Content	L(mm)	W(mm)	H(mm)		G.W.(kg)
09911	4PC.	375.0	180.0	45.0	4	5.3

DESCRIPTION:
1 - External Straight 7"
1 - External Curved 7"
1 - Internal Straight 7"
1 - Internal Curved 7"



8PC. FILE SET

Part No.	Content	L(mm)	W(mm)	H(mm)		G.W.(kg)
09910	8PC.	375.0	180.0	45.0	4	6.3

DESCRIPTION:
1 - Flat File 8"
1 - Half-Round File 8"
1 - Square File 8"
1 - Round File 8"
1 - Three Square File 8"
3 - 3 x 140mm Assorted Electroplated Diamond



Nature of this product is subject to wear and tear upon usage. Not covered under Lifetime Warranty.

4PC. PLIERS SET

Part No.	Content	L(mm)	W(mm)	H(mm)		G.W.(kg)
09912	4PC.	375.0	180.0	45.0	4	6.6

DESCRIPTION:
1 - Long Nose 6"
1 - Diagonal 6"
1 - Linesman 8"
1 - Plastic Cutting 6"



140 Tool Storage - Tray Set

13PC. SCREWDRIVER SET

Part No.	Content	L(mm)	W(mm)	H(mm)		G.W.(kg)
09913	13PC.	375.0	180.0	45.0	4	5.1

DESCRIPTION:
 4 - Precision Slotted 1.0x40mm, 2.0x40mm, 2.4x40mm, 3.0x40mm
 2 - Precision Phillips #3x40mm, #0x40mm
 3 - Slotted 3.0x75mm, 5.0x75mm, 6.0x100mm
 4 - Phillips #0x75mm, #1x75mm, #2x100mm, #3x150mm



36PC. 3/8" & 1/2"DR. IMPACT SOCKET SET (METRIC)

Part No.	Content	L(mm)	W(mm)	H(mm)		G.W.(kg)
09914	36PC.	375.0	180.0	45.0	4	17.3

DESCRIPTION:
 16 - 1/2"Dr. Metric Impact Sockets
 10, 11, 12, 13, 14, 15, 16, 17, 18, 19, 21, 22, 24, 27, 30, 32 mm
 13 - 3/8"Dr. Metric Impact Sockets
 7, 8, 9, 10, 11, 12, 13, 14, 15, 16, 17, 18, 19mm
 1 - 3/8"Dr Impact Extension Bar 3"
 1 - 1/4"Fx3/8"M Impact Adapter
 1 - 1/2"Fx3/8"M Impact Adapter
 1 - 1/2"Dr. Impact Extension Bar 6"
 1 - 3/8"Fx1/2"M Impact Adapter
 1 - 3/4"Fx1/2"M Impact Adapter
 1 - 1/2"Dr. Impact Universal Joint



26PC. 1/2"DR. SOCKET SET (METRIC)

Part No.	Content	L(mm)	W(mm)	H(mm)		G.W.(kg)
09915	26PC.	375.0	180.0	45.0	4	15.5

DESCRIPTION:
 20 - 6Pt. Metric Sockets
 8, 9, 10, 11, 12, 13, 14, 15, 16, 17, 18,
 19, 20, 21, 22, 23, 24, 27, 30, 32mm
 5 - 6Pt. Metric Deep Sockets 14, 17, 19, 21, 24mm
 1 - Quick-Release Ratchet



141 Tool Storage - Tray Set

98PC. TOOL STORAGE AND TRAY SET

Part No.	Content	L(mm)	W(mm)	H(mm)		G.W.(kg)
09916	98PC.	680.0	458.0	860.0	1	78.5

DESCRIPTION:
 95107 - 7 Drawer Tool Trolley
 09903 - Tray Set 27pc 1/2"Dr. Socket Set (Metric)
 09906 - Tray Set 30pc Combination Wrench & Hex Key Set
 09908 - Tray Set 19pc Ratcheting Combination Wrench
 09911 - Tray Set 4pc Snap Ring Pliers
 09912 - Tray Set 4pc Pliers
 09913 - Tray Set 13pc Screwdriver



• Tray set and tool trolley are packed separately

212PC. TOOL STORAGE AND TRAY SET

Part No.	Content	L(mm)	W(mm)	H(mm)		G.W.(kg)
09917	212PC.	680.0	458.0	860.0	1	78.5

DESCRIPTION:
 95107 - 7 Drawer Tool Trolley
 09901 - Tray Set 66pc 1/4"Dr. Socket (Metric)
 09902 - Tray Set 33pc 3/8"Dr. Socket (Metric)
 09903 - Tray Set 27pc 1/2"Dr. Socket (Metric)
 09905 - Tray Set 10pc Double Box End Wrench Metric
 09906 - Tray Set 30pc Combination Wrench & Hex Key Set
 09908 - Tray Set 19pc Ratcheting Combination Wrench
 09909 - Tray Set 5pc Adjustable Wrench and Pliers
 09910 - Tray Set 8pc File
 09913 - Tray Set 13pc Screwdriver



• Tray set and tool trolley are packed separately

142 Tool Storage - Tray Set

246PC. TOOL STORAGE AND TRAY SET

Part No.	Content	L(mm)	W(mm)	H(mm)		G.W.(kg)
09918	246PC.	680.0	458.0	860.0	1	78.5

- DESCRIPTION:
- 95107 - 7 Drawer Tool Trolley
 - 09901 - Tray Set 66pc 1/4"Dr. Socket (Metric)
 - 09902 - Tray Set 33pc 3/8"Dr. Socket (Metric)
 - 09904 - Tray Set 10pc Wrench Metric
 - 09905 - Tray Set 10pc Double Box End Wrench Metric
 - 09906 - Tray Set 30pc Combination Wrench & Hex Key Set
 - 09909 - Tray Set 5pc Adjustable Wrench And Pliers
 - 09910 - Tray Set 8pc File
 - 09911 - Tray Set 4pc Snap Ring Pliers
 - 09912 - Tray Set 4pc Pliers
 - 09913 - Tray Set 13pc Screwdriver
 - 09914 - Tray Set 36pc 3/8"Dr. + 1/2"Dr. Impact Socket
 - 09915 - Tray Set 26pc 1/2"Dr. Socket (Metric)



• Tray set and tool trolley are packed separately

59PC. 1/4"DR. SOCKET SET (S.A.E.)

Part No.	Content	L(mm)	W(mm)	H(mm)		G.W.(kg)
09919	59PC.	375.0	180.0	45.0	4	8.5

- DESCRIPTION:
- 10 - 6Pt. S.A.E. Sockets
5/32", 3/16", 7/32", 1/4", 9/32", 5/16", 11/32", 3/8", 7/16", 1/2"
 - 9 - 6Pt. S.A.E. Deep Sockets
3/16", 7/32", 1/4", 9/32", 5/16", 11/32", 3/8", 7/16", 1/2"
 - 23 - Bit Sockets
Slotted 4, 5.5, 6.5 mm Phillips #1, #2, #3 Hex 3, 4, 5, 6, 7, 8mm
Pozidriv #1, #2, #3 Torx® T8, T10, T15, T20, T25, T27, T30, T40
 - 8 - Bits 25L Slotted 3, 4, 5, 6mm Phillips #0, #1, #2, #3
 - 9 - Accessories
Quick-Release Ratchet
Spinner Handle
Wobble Extension Bar 2", 4"
Flex Extension Bar
Sliding T-Bar
Universal Joint
Magnetic Quick-Release Bit-Holder
Bit Adapter



29PC. 3/8"DR. SOCKET SET (S.A.E.)

Part No.	Content	L(mm)	W(mm)	H(mm)		G.W.(kg)
09920	29PC.	375.0	180.0	45.0	4	12.6

- DESCRIPTION:
- 11 - 6Pt. S.A.E. Sockets
1/4", 5/16", 3/8", 7/16", 1/2", 9/16", 5/8", 11/16", 3/4", 13/16", 7/8"
 - 9 - 6Pt. S.A.E. Deep Sockets
3/8", 7/16", 1/2", 9/16", 5/8", 11/16", 3/4", 13/16", 7/8"
 - 2 - Spark Plug Sockets 5/8", 13/16"
 - 7 - Accessories
Quick-Release Ratchet
Wobble Extension Bar 10"
Locking Extension Bar 3"
Universal Joint
3/8"Fx1/4" Adapter
Bit Adapter
3 Way Adapter 1/2"Fx3/8" M



25PC. 1/2"DR. SOCKET SET (S.A.E.)

Part No.	Content	L(mm)	W(mm)	H(mm)		G.W.(kg)
09921	25PC.	375.0	180.0	45.0	4	17.8

- DESCRIPTION:
- 15 - 6Pt. S.A.E. Sockets
5/16", 3/8", 7/16", 1/2", 9/16", 5/8", 11/16", 3/4", 13/16", 7/8", 15/16", 1", 1-1/16", 1-1/8", 1-1/4"
 - 5 - 6Pt. S.A.E. Deep Sockets 1/2", 9/16", 5/8", 3/4", 13/16"
 - 5 - Accessories
Quick-Release Ratchet
Wobble Extension Bar 10"
Locking Extension Bar 5"
Universal Joint
3 Way Adapter 3/8"Fx1/2" M



14PC. RATCHETING COMBINATION WRENCH SET (S.A.E.)

Part No.	Content	L(mm)	W(mm)	H(mm)		G.W.(kg)
09923	14PC.	375.0	180.0	45.0	4	8.5

- DESCRIPTION:
- 10 - S.A.E. Ratcheting Wrenches
5/16", 3/8", 7/16", 1/2", 9/16", 5/8", 11/16", 3/4", 13/16", 7/8"
 - 1 - 1/4"Dr.x10mm Quick-Release Adapter
 - 1 - 3/8"Dr.x13mm Quick-Release Adapter
 - 1 - 1/2"Dr.x19mm Quick-Release Adapter
 - 1 - 1/4"Dr. HSC 10mm



143 Tool Storage - Tray Set

27PC. COMBINATION WRENCH AND HEX KEY SET

Part No.	Content	L(mm)	W(mm)	H(mm)		G.W.(kg)
09922	27PC.	375.0	180.0	45.0	4	10.0

- DESCRIPTION:
- 9 - Combination Wrenches
1/4", 5/16", 3/8", 7/16", 1/2", 9/16", 5/8", 11/16", 3/4"
 - 9 - Extra Long Ball Point Hex Key Set
1.5, 2.0, 2.5, 3, 4, 5, 6, 8, 10mm
 - 9 - Extra Long Tamper-Proof Torx® Keys
TT-10, TT-15, TT-20, TT-25, TT-27, TT-30, TT-40, TT-45, TT-50



21PC. 1/2"DR. SOCKET SET (S.A.E.)

Part No.	Content	L(mm)	W(mm)	H(mm)		G.W.(kg)
09924	21PC.	375.0	180.0	45.0	4	15.0

- DESCRIPTION:
- 15 - 6Pt. S.A.E. Sockets
5/16", 3/8", 7/16", 1/2", 9/16", 5/8", 11/16", 3/4", 13/16", 7/8", 15/16", 1", 1-1/16", 1-1/8", 1-1/4"
 - 5 - 6Pt. S.A.E. Deep Sockets 1/2", 9/16", 5/8", 3/4", 13/16"
 - 1 - Quick-Release Ratchet



144 Other Accessories

15PC. TOOL SET

Part No.	Content			G.W.(kg)
06008	15PC.	4		13.1

- DESCRIPTION:
- 3 - Screwdrivers Flat 5mm x 100mm Phillips #1 x 100mm Voltage Detector (Pocket Model) 145mm
 - 12 - Accessories
 - Adjustable Wrench / Dipping Grip 8"
 - Long Nose Pliers 6"
 - Linesman Pliers 6"
 - Insulated Tape
 - Fine Point Tweezer
 - Tape Measure 3m x13mm
 - Utility Knife
 - Scissors
 - Aluminum Flashlight 5#
 - Mini Hacksaw
 - Claw Hammer W / Wood Handle 8 Oz
 - Plastic Box



16PC. MOTOR CYCLE REPAIR TOOL SET

Part No.	Content			G.W.(kg)
09512	16PC.	4		13.3

- DESCRIPTION:
- 9 - Combination Wrenches 11, 12, 13, 14, 15, 16, 17, 18, 19mm
 - 3 - Double Box End Wrenches 8x10, 14x17, 19x21mm
 - 4 - Screwdrivers
 - Phillips #2x38mm, #2x150mm
 - Flat 6x38mm, 6x150mm



53PC. PROFESSIONAL ELECTRONIC TOOL SET

Part No.	Content			G.W.(kg)
09535	53PC.	6		9.8

- DESCRIPTION:
- 11 - 1/4"Dr. 6pt. Sockets 4, 5, 5.5, 6, 7, 8, 9, 10, 11, 12, 13mm
 - 15 - 1/4"Dr. Bit Sockets
 - Slotted 4, 5.5, 6.5mm Phillips #1, #2, #3 Torx® T10, T15, T20 Hex 2, 2.5, 3, 4, 5, 6mm
 - 4 - Screwdrivers
 - Phillips #1x75mm, #2x100mm Slotted 5x75mm, 6x100mm
 - 6 - Precision Screwdrivers
 - Phillips #0x75mm, #0x100mm, #1x150mm Slotted 2x75mm, 3x100mm, 4x150mm
 - 17 - Accessories
 - 1/4"Dr. Bit Adapter 25mm
 - Bit Screwdriver With Magnet
 - Voltage Detector (Pocket Model)
 - Long Nose Pliers 6"
 - Diagonal Pliers 6"
 - Electrician's Knife
 - Long Life Soldering Iron 30w
 - Mini Stand For Soldering Iron
 - Anti-static Brush
 - Digital Multi-meter
 - Solder Absorber
 - Insulated Tape
 - Adjustable Wrench / dipping Grip 6"
 - Solder Wire 1.0mm / 17g
 - Aluminum Flashlights
 - Self Adjusting Cutter Stripper 6-1/2"
 - Measure Tape 3mx13mm



Other Accessories 145

VOLTAGE DETECTOR (POCKET MODEL)

Part No.	Size			G.W.(kg)
62501	145mm	24	252	4.7
62502	185mm	24	180	5.0



Nature of this product is subject to wear and tear upon usage. Not covered under Lifetime Warranty.

AUTO VOLTAGE TESTER

Part No.	Size			G.W.(kg)
62503	6V-12V-24V	10	40	5.4



Nature of this product is subject to wear and tear upon usage. Not covered under Lifetime Warranty.

HEAVY DUTY SQUARE STEEL BENCH VISES

Part No.	Size			G.W.(kg)
70841	4"	1	1	18.0
70842	5"	1	1	22.0
70843	6"	1	1	29.0
70845	8"	1	1	40.0



Nature of this product is subject to wear and tear upon usage. Not covered under Lifetime Warranty.

TAPE MEASURES

Part No.	Size			G.W.(kg)
91321	3.5M	6	72	12.0
91322	5M	6	72	17.8
91323	7.5M	6	48	18.0



Nature of this product is subject to wear and tear upon usage. Not covered under Lifetime Warranty.

MINI HACK SAW

Part No.	Size			G.W.(kg)
93404	6"	6	36	23.0



Nature of this product is subject to wear and tear upon usage. Not covered under Lifetime Warranty.

HACK SAW

Part No.	Size			G.W.(kg)
93405	12"	6	36	23.0



Nature of this product is subject to wear and tear upon usage. Not covered under Lifetime Warranty.

BI-METAL SAW BLADES

Part No.	Size			G.W.(kg)
93407	12"	12	288	20.5



Nature of this product is subject to wear and tear upon usage. Not covered under Lifetime Warranty.

HAWK SAW FRAME W/ CARBON STEEL BLADE

Part No.	Size			G.W.(kg)
93601	12"	6	36	23.1



Nature of this product is subject to wear and tear upon usage. Not covered under Lifetime Warranty.

SATA DISPLAY SHELF

Part No.	W(mm)	D(mm)	H(mm)		G.W.(kg)
SA-STAND	1100.0	400.0	2300.0	1	90.0



Nature of this product is subject to wear and tear upon usage. Not covered under Lifetime Warranty.

SOCKET DISPENSER

Part No.	W(mm)	D(mm)	H(mm)		G.W.(kg)
SA-SKRACK	360.0	350.0	290.0	1	4.7



Nature of this product is subject to wear and tear upon usage. Not covered under Lifetime Warranty.

Part No.	Page	Part No.	Page	Part No.	Page	Part No.	Page	Part No.	Page	Part No.	Page	Part No.	Page
03601	134	09060-6	24	09313	101	09924	143	12101	35	12706	37	13213	41
06008	144	09062	67	09314	101	11101	32	12102	35	12707	37	13214	41
08005	64	09064	66	09315	101	11102	32	12103	35	12708	37	13301	41
08006	64	09067	66	09316	101	11103	32	12104	35	12709	37	13302	41
08008	11	09068	67	09317	102	11104	32	12105	35	12710	37	13303	41
08009	70	09069	67	09324	103	11105	32	12106	35	12711	37	13304	41
08010	70	09070	66	09326	103	11106	32	12107	35	12712	37	13305	41
08011	69	09071	71	09341	102	11107	32	12108	35	12900	38	13306	41
08012	69	09072	69	09342	102	11108	32	12109	35	12901	38	13307	41
08015	10	09073	71	09343	102	11109	32	12110	35	12902	38	13308	41
08016	10	09074	68	09401	122	11110	32	12111	35	12903	38	13309	41
08018	66	09078	11	09402	122	11201	32	12201	36	12904	38	13310	41
08023	68	09079	11	09405	122	11202	32	12202	36	12905	38	13311	41
09001	21	09080	12	09407	123	11203	32	12203	36	12906	39	13312	41
09002	21	09082	13	09501	26	11204	32	12204	36	12907	39	13313	41
09003	22	09083	12	09502	27	11205	32	12205	36	12908	39	13314	41
09004	22	09084	13	09504	27	11206	32	12206	36	12909	39	13315	41
09005	23	09085	23	09506	27	11207	32	12207	36	12910	39	13316	41
09006	24	09086	24	09508	123	11208	32	12208	36	12911	39	13317	41
09007	24	09087	25	09509	124	11209	32	12209	36	12912	39	13318	41
09008	55	09088	25	09510	31	11301	32	12301	36	12913	39	13319	41
09009	55	09090	25	09511	23	11302	32	12302	36	12914	39	13320	41
09010	27	09098	21	09512	144	11303	32	12303	36	12915	40	13321	41
09011	29	09101	109	09519	30	11304	32	12304	36	12916	40	13401	42
09012	71	09102	109	09521	22	11305	32	12305	36	12917	40	13402	42
09013	29	09103	109	09523	23	11306	32	12306	36	12919	40	13403	42
09014	30	09104	109	09525	26	11307	32	12307	36	12920	40	13404	42
09015	31	09105	110	09531	31	11308	32	12308	36	12922	40	13405	42
09016	22	09106	110	09535	144	11309	32	12309	36	12930	40	13406	42
09017	64	09107	110	09701	111	11310	32	12310	36	12960	38	13407	42
09018	64	09108	110	09702	111	11311	32	12311	36	12970	38	13408	42
09019	65	09121	111	09703	123	11312	32	12312	36	13101	40	13409	42
09020	65	09122	112	09704	124	11313	32	12313	36	13102	40	13410	42
09021	65	09123	112	09704A	124	11314	32	12314	36	13103	40	13411	42
09022	65	09124	111	09709	125	11401	33	12315	36	13104	40	13412	42
09023	10	09131	19	09901	137	11402	33	12316	36	13105	40	13413	42
09024	10	09132	19	09902	137	11403	33	12317	36	13106	40	13414	42
09025	12	09133	19	09903	137	11404	33	12318	36	13107	40	13415	42
09026	67	09134	19	09904	137	11405	33	12401	37	13108	40	13416	42
09027	68	09148	31	09905	138	11406	33	12402	37	13109	40	13417	42
09028	70	09152	122	09906	138	11407	33	12403	37	13110	40	13501	42
09029	70	09161	116	09907	138	11408	33	12404	37	13111	40	13502	42
09031	73	09162	116	09908	138	11409	33	12405	37	13112	40	13503	42
09032	72	09163	116	09909	139	11410	33	12406	37	13113	40	13504	42
09033	72	09164	116	09910	139	11900	33	12407	37	13114	40	13505	42
09036	68	09203	25	09911	139	11901	33	12408	37	13115	40	13506	42
09037	72	09204	26	09912	139	11902	33	12409	37	13201	41	13507	42
09040	12	09205	26	09913	140	11903	35	12410	37	13202	41	13508	42
09043	13	09206	21	09914	140	11904	35	12411	37	13203	41	13509	42
09044	72	09251	84	09915	140	11909	34	12412	37	13204	41	13510	42
09045	71	09301A	99	09916	141	11910	34	12413	37	13205	41	13511	42
09046	69	09303	99	09917	141	11911	34	12414	37	13206	41	13512	42
09050	11	09304	99	09918	142	11912	34	12415	37	13207	41	13513	42
09051	28	09305	99	09919	142	11913	34	12701	37	13208	41	13514	42
09052	28	09306	100	09920	142	11914	35	12702	37	13209	41	13515	42
09053	28	09309	100	09921	143	11922	35	12703	37	13210	41	13601	43
09055	28	09311	100	09922	143	11924	34	12704	37	13211	41	13602	43
09060	24	09312	100	09923	143	11970	33	12705	37	13212	41	13603	43

Part No.	Page	Part No.	Page	Part No.	Page	Part No.	Page	Part No.	Page	Part No.	Page	Part No.	Page
13604	43	16510	47	21205	49	24202	52	33110	56	34511	59	334721	60
13605	43	16511	47	21301	49	24203	52	33911	58	34512	59	34824	61
13606	43	16512	47	21302	49	24204	52	34201	55	34513	59	34825	61
13607	43	16513	47	21303	49	24205	52	34202	55	34514	59	34826	61
13608	43	16514	47	21401	50	24206	52	34203	55	34515	59	34827	61
13609	43	16515	47	21402	50	24207	52	34204	55	34516	59	34828	61
13610	43	16516	47	21403	50	24208	52	34205	55	34517	59	34829	61
13611	43	16517	47	21501	50	24209	52	34206	55	34518	59	34830	61
13612	43	16518	47	21502	50	24401	52	34207	55	34519	59	34831	61
13613	43	16519	47	21503	50	24402	52	34208	55	34520	59	34832	61
13614	43	16520	47	22101	50	24403	52	34209	55	34521	59	34833	61
13615	43	16521	47	22102	50	24404	52	34210	55	34522	59	34834	61
13616	43	16522	47	22103	50	24405	52	34211	55	34523	59	34835	61
13617	43	16523	47	22104	50	24406	52	34212	55	34524	59	34836	61
13618	43	16602	47	22105	50	24407	52	34213	55	34525	59	34837	61
13619	43	16603	47	22106	50	24801	53	34214	55	34526	59	34838	61
13620	43	16604	47	22107	50	24802	53	34303	57	34527	59	34839	61
13701	43	16605	47	22108	50	24803	53	34304	57	34528	59	34840	61
13702	43	16606	47	22109	50	24804	53	34305	57	34529	59	34841	61
13703	43	16607	47	22110	50	24805	53	34306	57	34605	59	34842	61
13704	43	16608	47	22111	50	24806	53	34307	57	34606	59	34843	61
13705	43	16609	47	22201	50	24807	53	34308	57	34607	59	34844	61
13706	43	16610	47	22202	50	25101	53	34309	57	34608	59	34845	61
13707	43	16611	47	22203	50	25102	53	34310	57	34609	59	34846	61
13708	43	16612	47	22204	50	25103	53	34311	57	34610	59	34847	61
13900	44	16613	47	22205	50	25104	53	34312	57	34611	59	34848	61
13901	44	16614	47	22206	50	25105	53	34314	57	34612	59	34849	61
13902	44	16615	47	22207	50	25106	53	34315	57	34613	59	34850	61
13904	44	16616	47	22301	51	25107	53	34316	57	34614	59	34851	61
13905	44	16617	47	22302	51	25108	53	34317	57	34615	59	34852	61
13906	45	16618	47	22303	51	25109	53	34320	57	34616	59	34853	61
13907	45	16619	47	22401	51	25201	53	34322	57	34617	59	34924	61
13908	45	16620	47	22402	51	25202	53	34323	57	34618	59	34925	61
13909	45	16622	47	22403	51	25203	53	34325	57	34619	59	34926	61
13910	45	16623	47	22501	51	25204	53	34403	57	34620	59	34928	61
13911	45	16624	47	22502	51	25205	53	34404	57	34621	59	34929	61
13912	45	16901	48	22503	51	25206	53	34405	57	34622	59	34930	61
13913	45	16902	48	22601	52	25207	53	34406	57	34623	59	34931	61
13914	45	16903	48	22602	52	25208	53	34407	57	34624	59	34934	61
13915	46	16904	48	22603	52	25209	53	34408	57	34625	59	34937	61
13916	46	16905	48	22604	52	25801	53	34409	57	34626	59	34938	61
13917	46	16906	48	22701	51	25802	53	34410	57	34628	59	34940	61
13918	46	16907	48	22702	51	25803	53	34411	57	34629	59	40101	74
13919	46	16908	48	22703	51	25804	53	34412	57	34701	56	40102	74
13930	46	16919	49	22704	51	25805	53	34414	57	34702	56	40103	74
13950	45	17001	46	22705	51	25806	53	34415	57	34703	58	40104	74
13951	45	21101	49	22706	51	25807	53	34417	57	34704	58	40105	74
13960	44	21102	49	22707	51	32901	56	34419	57	34705	58	40106	74
13970	44	21103	49	24101	52	32902	56	34420	57	34706	58	40107	74
16501	47	21104	49	24102	52	33101	56	34422	57	34708	60	40108	74
16502	47	21105	49	24103	52	33102	56	34423	57	34712	60	40109	74
16503	47	21106	49	24104	52	33103	56	34425	57	34714	55	40110	74
16504	47	21107	49	24105	52	33104	56	34505	59	34715	56	40111	74
16505	47	21108	49	24106	52	33105	56	34506	59	34716	58	40112	74
16506	47	21201	49	24107	52	33106	56	34507	59	34717	58	40113	74
16507	47	21202	49	24108	52	33107	56	34508	59	34718	60	40114	74
16508	47	21203	49	24109	52	33108	56	34509	59	34719	58	40115	74
16509	47	21204	49	24201	52	33109	56	34510	59	34720	60	40116	74

Part No.	Page	Part No.	Page	Part No.	Page	Part No.	Page	Part No.	Page	Part No.	Page	Part No.	Page
40117	74	40285	73	42209	76	46200	15	46604	16	46913	17	49208	79
40118	74	40286	73	42210	76	46201	15	46605	16	47201	77	49210	79
40119	74	40287	73	42211	76	46202	15	46606	16	47202	77	61002	105
40120	74	40288	73	42212	76	46203	15	46607	16	47203	77	61003	105
40121	74	40289	73	42213	76	46204	15	46608	16	47204	77	61101	104
40122	74	40290	73	42214	76	46205	15	46609	16	47205	77	61102	104
40123	74	40291	73	42215	76	46206	15	46610	16	47206	77	61103	104
40124	74	40292	73	42216	76	46301	14	46611	16	47207	77	61104	104
40181	73	41101	75	42217	76	46302	14	46612	16	47208	77	61105	104
40182	73	41102	75	42218	76	46303	14	46613	16	47221	77	61106	104
40183	73	41103	75	42219	76	46304	14	46614	16	47222	77	61107	104
40184	73	41104	75	42220	76	46305	14	46615	16	47223	77	61108	104
40185	73	41105	75	42221	76	46306	14	46616	16	47224	77	61211	107
40186	73	41106	75	42222	76	46307	14	46654	17	47225	77	61212	107
40187	73	41107	75	42223	76	46308	14	46655	17	47226	77	61213	107
40188	73	41108	75	42224	76	46309	14	46656	17	47305	77	61214	107
40201	74	41201	75	42225	76	46310	14	46671	16	47308	77	61311	107
40202	74	41202	75	43101	15	46311	14	46672	16	47309	77	61312	107
40203	74	41203	75	43102	15	46312	14	46673	16	47310	77	61313	107
40204	74	41204	75	43103	15	46321	14	46674	16	47312	77	61314	107
40205	74	41205	75	43104	15	46322	14	46675	16	47317	77	61315	107
40206	74	41206	75	43105	15	46323	14	46676	16	47319	77	61501	104
40207	74	41207	75	43106	15	46324	14	46677	16	47321	77	61502	104
40208	74	41208	75	43107	15	46325	14	46678	16	47501	77	61503	104
40209	74	41209	75	43108	15	46326	14	46679	16	47502	77	61504	104
40210	74	41210	75	43109	15	46327	14	46680	16	47503	77	61505	104
40211	74	41211	75	43110	15	46328	14	46681	16	47504	77	61506	104
40212	74	41212	75	43111	15	46401	16	46682	16	47505	77	61507	104
40213	74	41213	75	43112	15	46402	16	46683	16	47506	77	61508	104
40214	74	41214	75	43113	15	46403	16	46801	17	47601	78	61603	105
40215	74	41215	75	43114	15	46404	16	46802	17	47602	78	61605	105
40216	74	41216	75	43115	15	46405	16	46803	17	47603	78	61606	105
40217	74	41217	75	43201	15	46406	16	46804	17	47604	78	61607	105
40218	74	41218	75	43202	15	46407	16	46805	17	47605	78	61608	105
40219	74	41219	75	43203	15	46408	16	46806	17	47606	78	61703	105
40220	74	41220	75	43204	15	46409	16	46807	17	47701	78	61705	105
40221	74	41221	75	43205	15	46410	16	46808	17	47702	78	61706	105
40222	74	41222	75	43206	15	4641							

Part No.	Page	Part No.	Page	Part No.	Page	Part No.	Page	Part No.	Page	Part No.	Page	Part No.	Page
62216	104	70201A	84	72004	90	81316	113	90784	117	92534	120	96411	82
62217	104	70202A	84	72005	90	83105	114	90785	117	92535	120	96412	82
62302	104	70203A	84	72011	90	83106	114	90786	117	92901	120	96513	82
62303	104	70301A	84	72012	90	83107	114	91101	92	92902	120	96515	82
62304	104	70302A	84	72013	90	83108	114	91102	92	92903	120	97105	127
62305	104	70303A	84	72014	90	83110	114	91104	93	92904	120	97211	127
62307	104	70611A	86	72021	90	83112	114	91105	93	93101	94	97212	127
62308	104	70612A	86	72022	90	83113	114	91106	93	93102	94	97213	127
62309	104	70613A	86	72023	90	83114	114	91107	93	93103	94	97301	97
62310	104	70614A	87	72024	90	83116	114	91108	95	93104	94	97302	97
62311	104	70615A	87	72031	90	83305	114	91109	94	93302	96	97303	97
62312	104	70616A	87	72032	90	83306	114	91201	95	93303	96	97304	97
62313	104	72203A	91	72033	90	83307	114	91202	95	93304	96	97305	97
62314	104	72302A	91	72034	90	83308	114	91212	95	93305	96	97311	97
62315	104	72303A	91	72041	90	83310	114	91213	95	93306	96	97312	97
62316	104	72402A	91	72042	90	83312	114	91321	145	93404	145	97401	127
62317	104	72503A	91	72043	90	83313	114	91322	145	93405	145	97403	127
62501	145	70131	85	72044	90	83314	114	91323	145	93407	146	97404	127
62502	145	70132	85	72501	92	83316	114	92101	117	93501	96	97405	127
62503	145	70232	85	72502	92	84318	114	92102	117	93502	96	97406	127
62601	125	70233	85	72503	92	84320	114	92103	118	93503	96	97407	127
63402	106	70331	86	80104	113	84323	114	92104	118	93504	96	97422	127
63403	106	70332	86	80105	113	84325	114	92105	118	93505	96	97426	127
63404	106	70333	86	80106	113	84328	114	92106	118	93506	96	97441	128
63405	106	70411	85	80107	113	84501	114	92203	126	93507	96	97501	128
63407	106	70412	85	80108	113	84502	114	92205	126	93508	96	97502	128
63408	106	70413	85	80110	113	84503	114	92207	126	93509	96	97511	128
63409	106	70414	85	80112	113	84504	114	92209	126	93601	146	97521	128
63410	106	70511	85	80114	113	84505	114	92302	118	95101	132	97701	128
63411	106	70512	85	80116	113	84506	114	92303	118	95102	132	97702	128
63412	106	70641	92	80304	113	84507	114	92304	118	95103A	132	97801	129
63413	106	70642	92	80305	113	84508	114	92306	118	95104A	132	97802	129
63414	106	70643	92	80306	113	84509	114	92307	118	95105	132	97803	129
63415	106	70812	79	80307	113	84510	114	92312	119	95106	133	97804	129
63416	106	70813	79	80308	113	84511	114	92313	119	95107	131	97805	129
63417	106	70814	79	80310	113	84512	114	92314	119	95108A	133	97806	129
63502	106	70815	79	80312	113	84513	114	92322	119	95109	131	97807	129
63503	106	70816	79	80314	113	90623	125	92323	119	95111	133	97808	129
63504	106	70817	79	80316	113	90624	125	92324	119	95113	133	97811	129
63505	106	70818	79	81104	113	90626	125	92401	119	95118	134	97812	129
63507	106	70819	79	81105	113	90628	125	92402	119	95119	134	97821	129
63508	106	70841	145	81106	113	90633	125	92403	119	95161	134	97831	129
63509	106	70842	145	81107	113	90634	125	92404	119	95162	135	SA-SKRACK	146
63510	106	70843	145	81108	113	90636	125	92405	119	95163	135	SA-STAND	146
63511	106	70845	145	81110	113	90638	125	92406	119	95164	135		
63512	106	71101	87	81111	113	90651	125	92501	119	95166	135		
63513	106	71102	87	81112	113	90661	126	92502	119	95201	126		
63514	106	71103	87	81113	113	90662	126	92503	119	96101	81		
63515	106	71202	88	81114	113	90751	117	92504	119	96203	81		
63516	106	71203	88	81116	113	90753	117	92505	119	96211	81		
63517	106	71301	88	81304	113	90762	117	92521	120	96212	81		
66202	106	71302	88	81305	113	90771	117	92522	120	96303	81		
66203	106	71401	88	81306	113	90772	117	92523	120	96304	81		
66204	106	71501	88	81307	113	90774	117	92524	120	96311	82		
66205	106	71601	89	81308	113	90775	117	92525	120	96312	82		
66206	106	71701	89	81310	113	90776	117	92531	120	96313	82		
70101A	84	72001	89	81312	113	90782	117	92532	120	96401	81		
70102A	84	72002	89	81314	113	90783	117	92533	120	96402	81		

Description	Page	Description	Page
1/4"DR. X 1/4"SHANK BIT COUPLER	35	1/2"DR. 50L HEX BIT SOCKET (S.A.E.) / (METRIC)	52
1/4"DR., 3/8"DR. FLEX SHAFT	35, 40	1/2"DR. 50L SPLINE BIT SOCKET	53
1/4"DR., 3/8"DR. HEX BIT SOCKET (METRIC)	49, 50	1/2"DR. 50L TORX® BIT SOCKET	52
1/4"DR., 3/8"DR. PHILLIPS BIT SOCKET	49, 51	1/2"DR. 6PT. DEEP SOCKET (S.A.E.) / (METRIC)	41, 42
1/4"DR., 3/8"DR. POZI-DRIVE BIT SOCKET	50, 51	1/2"DR. 6PT. IMPACT SOCKET (S.A.E.) / (METRIC)	56, 57
1/4"DR., 3/8"DR. SLOTTED BIT SOCKET	50, 51	1/2"DR. 6PT. SOCKET (S.A.E.) / (METRIC)	40, 41
1/4"DR., 3/8"DR. TORX® BIT SOCKET	49, 50	1/2"DR. E-TORX® SOCKET	43
1/4"DR., 3/8"DR. & 1/2"DR. HEAVY DUTY OFFSET QUICK		1/2"DR. IMPACT DEEP SOCKET (METRIC)	57
RELEASE RATCHET	33, 38, 44	1/2"DR. IMPACT EXTENSION BAR 3", 5", 6", 10", 12"	58
1/4"DR., 3/8"DR. & 1/2"DR. QUICK-RELEASE RATCHET		1/2"DR. LOCKING EXTENSION BAR 3", 5", 10"	45
(ROUND HEAD)	33, 38, 44	1/2"DR. WOBBLE EXTENSION BAR 5", 10"	44
1/4"DR., 3/8"DR., 1/2"DR. & 3/4"DR. ADAPTER	34, 39, 45, 48	1/2"DR. SPEED HANDLE	46
1/4"DR., 3/8"DR., 1/2"DR. & 3/4"DR. FLEX HANDLE	34, 39, 45, 48	1/2"DR. STRAP OIL FILTER WRENCH 18"	128
1/4"DR., 3/8"DR., 1/2"DR. & 3/4"DR. IMPACT ADAPTER 55, 56, 58, 60		3/4"DR. 12PT. SOCKET (S.A.E.) / (METRIC)	47
1/4"DR., 3/8"DR., 1/2"DR. & 3/4"DR. MECHANICAL		3/4"DR. 6PT. DEEP IMPACT SOCKET (METRIC)	59
TORQUE WRENCH	81, 82	3/4"DR. 6PT. IMPACT SOCKET (METRIC)	59
1/4"DR., 3/8"DR., 1/2"DR. & 3/4"DR. QUICK-RELEASE		3/4"DR. EXTENSION BAR 4", 8", 16"	48
RATCHET (TEAR DROP)	33, 38, 44, 48	3/4"DR. IMPACT EXTENSION BAR 4", 10"	60
1/4"DR., 3/8"DR., 1/2"DR. & 3/4"DR. SLIDING T-BAR	34, 39, 45, 48	1"DR. 6PT. DEEP IMPACT SOCKET (METRIC)	61
1/4"DR., 3/8"DR., 1/2"DR. & 3/4"DR. TORQUE WRENCH	81	1"DR. 6PT. IMPACT SOCKET (METRIC)	61
1/4"DR., 3/8"DR., 1/2"DR. & 3/4"DR. UNIVERSAL JOINT		2 DRAWER TOOL TROLLEY	134
	34, 39, 45, 48	2 JAW GEAR PULLER	125
1/4"DR. 6PT. DEEP SOCKET (S.A.E.) / (METRIC)	32, 33	2 PC SPARE BLADE	97
1/4"DR. 6PT. SOCKET (S.A.E.) / (METRIC)	32	3 DRAWER TOOL CHEST	132
1/4"DR. SPINNER HANDLE	34	3 JAW GEAR PULLER	125
1/4"DR. WOBBLE EXTENSION BAR 2"	35	3 PC COLD CHISEL SET	116
1/4"DR. WOBBLE EXTENSION BAR 4"	35	3 PC FLARE NUT WRENCH SET (S.A.E.) / (METRIC)	72, 73
3/8"DR. X 1/4"SHANK BIT COUPLER	40	3 PC FLEX HEAD SOCKET SET (METRIC)	72
3/8"DR. & 1/2"DR. 3-WAY ADAPTER	40, 46	3 PC SOCKET ADAPTER SET	13
3/8"DR. & 1/2"DR. ELECTRONIC TORQUE WRENCH	82	4 DRAWER TOOL TROLLEY	134
3/8"DR. & 1/2"DR. QUICK RELEASE STUBBY RATCHET	38, 44	4 PC TORX® WRENCH SET	71
3/8"DR. & 1/2"DR. SPARK PLUG SOCKET	40, 46	5 CANTLEVER CHEST	132
3/8"DR., 1/2"DR. & 3/4"DR. IMPACT UNIVERSAL JOINT	56, 58, 60	5 PC 3/8"DR. TUNE UP KET (METRIC & S.A.E.)	22
3/8"DR. 50L TORX® BIT SOCKET (TAMPER-PROOF)	52	5 PC COMBINATION RATCHETING WRENCH SET (METRIC)	11
3/8"DR. 6PT. DEEP SOCKET (S.A.E.) / (METRIC)	36, 37	5 PC EXTRACTOR SET	124
3/8"DR. 6PT. IMPACT SOCKET (METRIC)	55	5 PC FLEX RATCHETING WRENCH SET (METRIC)	13
3/8"DR. 6PT. SOCKET (S.A.E.) / (METRIC)	35, 36	5 PC HOOK & PICK SET	125
3/8"DR. END CAP OIL FILTER WRENCH	127	5 PC PUNCH SET	116
3/8"DR. E-TORX® SOCKET	37	5 PC REVERSIBLE RATCHETING WRENCH SET (METRIC)	12
3/8"DR. HEX BIT SOCKET (S.A.E.)	51	5 PC SNAP RING PLIER SET	84
3/8"DR. IMPACT EXTENSION BAR 3", 6"	56	6 DRAWER TOOL CHEST	133
3/8"DR. LOCKING EXTENSION BAR 3", 6", 10"	39	6 PC AUTO BODY REPAIR KET	122
3/8"DR. OFFSET FLEXIBLE RATCHET	39	6 PC COMBINATION WRENCH SET (S.A.E.) / (METRIC)	64
3/8"DR. WOBBLE EXTENSION BAR 3", 6", 10"	38	6 PC DOUBLE BOX END WRENCH SET (METRIC)	69
1/2"DR. X 5/16"SHANK BIT COUPLER	45	6 PC DOUBLE BOX RATCHETING WRENCH SET (METRIC)	12
1/2"DR., 3/4"DR. OFFSET HANDLE	46, 49	6 PC DOUBLE OPEN END WRENCH SET (METRIC)	71
1/2"DR. 100L HEX BIT SOCKET (METRIC)	53	6 PC FLEX-SOCKET WRENCH SET (METRIC)	72
1/2"DR. 100L SPLINE BIT SOCKET	53	6 PC PIN PUNCH SET	116
1/2"DR. 100L TORX® BIT SOCKET	53	6 PC PRECISION SCREWDRIVER SET	100
1/2"DR. 12PT. SOCKET (S.A.E.) / (METRIC)	42, 43	6 PC PRECISION SLOTTED SCREWDRIVER SET	100

152 Product Description Index

Description	Page	Description	Page
6 PC PRECISION TORX SCREWDRIVER SET	101	12 PC 1/2"DR. IMPACT SOCKET SET (S.A.E.) / (METRIC)	55
6 PC REVERSIBLE RATCHETING WRENCH SET (METRIC)	12	12 PC BALL POINT HEX KEY SET (S.A.E.)	110
6 PC SCREWDRIVER SET	99	12 PC COMBINATION RATCHETING WRENCH SET (METRIC)	12
6 PC SCREWDRIVER SET	100	12 PC EXTRA LONG BALL POINT HEX KEY SET (S.A.E.)	109
7 DRAWER TOOL TROLLEY	131	12 PC EXTRA LONG HEX KEY SET (S.A.E.)	109
7 PC COMBINATION RATCHETING WRENCH SET (S.A.E.) / (METRIC)	10, 11	12 PC HEX KEY SET (S.A.E.)	110
7 PC COMBINATION WRENCH SET (METRIC)	66, 68	13 PC 1/4"DR. SOCKET SET (METRIC)	22
7 PC DOUBLE BOX END WRENCH SET (METRIC)	69	13 PC 1/2"DR. SOCKET SET (METRIC)	26
7 PC DOUBLE OPEN END WRENCH SET (METRIC)	71	13 PC DOUBLE OPEN END WRENCH SET (METRIC)	70
7 PC INSULATED SCREWDRIVER SET	99	13 PC PUNCH SET	116
7 PC PRECISION SCREWDRIVER SET	101	14 PC 3/8"DR. SOCKET SET	23
7 PC PRECISION SCREWDRIVER SET	101	14 PC COMBINATION WRENCH SET (S.A.E.) / (METRIC)	67
7 PC STUBBY WRENCH SET (METRIC)	72	14 PC FEELER GAUGES SET	122
7 PC XL LOCKING FLEX HEAD RATCHETING WRENCH SET (METRIC)	13	15 PC 3/4"DR. SOCKET SET (METRIC) / (S.A.E.)	31
8 DRAWER TOOL TROLLEY	131	15 PC MOTOR CYCLE REPAIR TOOL SET (METRIC)	144
8 PC COMBINATION RATCHETING WRENCH SET (METRIC)	11	15 PC PRECISION SCREWDRIVER SET	102
8 PC DOUBLE BOX END WRENCH SET (METRIC)	69	15 PC TOOL SET	144
8 PC DOUBLE OPEN END WRENCH SET (METRIC)	70	16 PC 3/8"DR. SOCKET SET (S.A.E.)	23
8 PC END CAP OIL FILTER WRENCH SET	123	16 PC COMBINATION WRENCH SET (S.A.E.)	68
8 PC EXTRA LONG TORX® HEX KEY SET (TAMPER PROOF)	111	16 PC FEELER GAUGES SET	122
8 PC FOLDUP HEX KEY SET (METRIC)	111	17 PC 1/2"DR. SOCKET SET (METRIC)	24
8 PC FOLDUP TORX HEX KEY SET (TAMPER PROOF)	112	17 PC COMBINATION OFFSET BOX END WRENCH SET (METRIC)	66
8 PC SCREWDRIVER SET	100	18 PC 1/2"DR. SOCKET SET (METRIC)	25, 26
8 PC TORX SCREWDRIVER SET	99	18 PC 1/4" & 1/2"DR. BIT SOCKET SET (METRIC)	28
8 PC XL X-BEAM® COMBINATION WRENCH SET (METRIC)	64	18 PC 1/4" & 1/2"DR. HEX BIT SOCKET SET (METRIC)	28
8 PC XL X-BEAM® RATCHETING WRENCH SET (METRIC)	10	18 PC 1/4" & 1/2"DR. TORX® BIT SOCKET SET (METRIC)	28
9 PC 3/8"DR. MOTORCYCLE REPAIR SET (METRIC)	23	20 PC 1/2"DR. SOCKET SET (METRIC) / (S.A.E.)	23, 25
9 PC BALL POINT HEX KEY SET (METRIC)	110	21 PC 3/8"DR. PASS-THRU® RATCHET SOCKET SET (METRIC & S.A.E.)	19
9 PC COMBINATION WRENCH SET (S.A.E.) / (METRIC)	65	22 PC 1/2"DR. SOCKET SET (S.A.E.)	25
9 PC EXTRA LONG BALL POINT HEX KEY SET (METRIC)	109	23 PC COMBINATION WRENCH SET (METRIC)	68
9 PC EXTRA LONG BALL POINT WITH HANDLE HEX KEY SET (METRIC)	111	23 PC FEELER GAUGES SET	122
9 PC EXTRA LONG HEX KEY SET (METRIC)	109	24 PC 1/2"DR. SOCKET SET (METRIC)	26
9 PC EXTRA LONG TORX® HEX KEY SET (TAMPER PROOF)	111	24 PC 1/2"DR. 6PT & 12PT SOCKET SET (METRIC)	24
9 PC FOLDUP HEX KEY SET (SAE)	112	24 PC RATCHETING SCREWDRIVER SET	102
9 PC HEX KEY SET (METRIC)	110	25 PC 1/4"DR. PASS-THRU® RATCHET SOCKET SET (METRIC & S.A.E.)	19
9 PC PRECISION SCREWDRIVER SET	101	25 PC 1/4"DR. SOCKET SET (METRIC) / (S.A.E.)	21
10 PC DOUBLE BOX END WRENCH SET (METRIC)	69	25 PC 1/2"DR. SOCKET WRENCH SET (METRIC)	27
10 PC DOUBLE OPEN END WRENCH SET (METRIC)	70	25 PC RATCHETING SCREWDRIVER SET	102
10 PC SCREWDRIVER SET	99	26 PC 1/2"DR. SOCKET TOOL SET (METRIC)	26, 27
10 PC XL X-BEAM® COMBINATION WRENCH SET (METRIC)	64	26 PC RATCHETING SCREWDRIVER SET	102
10 PC XL X-BEAM® RATCHETING WRENCH SET (METRIC)	10	28 PC 1/2"DR. SOCKET SET (METRIC)	25
11 PC COMBINATION WRENCH SET (S.A.E.) / (METRIC)	65, 66, 67	30 PC 1/4" & 3/8"DR. PASS-THRU® RATCHET SOCKET SET (METRIC)	19
11 PC DEEP OFFSET DOUBLE BOX END WRENCH SET (METRIC)	68	32 PC FEELER GAUGES SET	123
11 PC DOUBLE BOX END WRENCH (METRIC)	70	35 PC 1/4" & 3/8"DR. E-TORX® SOCKET & WRENCH SET (METRIC)	27
12 PC 1/2"DR. BIT SOCKET SET (METRIC)	28	38 PC 1/4"DR. SOCKET SET (METRIC)	21
12 PC 1/2"DR. PASS-THRU® RATCHET SOCKET SET (METRIC)	19		

Product Description Index 153

Description	Page	Description	Page
46 PC 1/2"DR. SOCKET SET (METRIC & S.A.E.)	24	DOUBLE SOCKET RATCHET HANDLE	77
47 PC 3/8"DR. SOCKET SET (METRIC & S.A.E.)	22	DROP FORGED COIL SPRING COMPRESSORS	128
48 PC AUTO REPAIR MASTER TOOL SET	123	D-SUB CONTACT CRIMPING TOOL	92
53 PC PROFESSIONAL ELECTRONIC TOOL SET	144	ELECTRICAL WIRE STRIPPER AND CRIMPER	128
56 PC AUTO REPAIR MASTER TOOL SET	124	ENERGY SAVINGS TYPE - DIAGONAL CUTTING PLIERS	91
58 PC 3/8"DR. SOCKET SET (METRIC)	22	ENERGY SAVINGS TYPE - DIAGONAL CUTTING PLIERS	91
58 PC 1/2"DR. SOCKET SET (METRIC)	24	ENERGY SAVINGS TYPE - END NIPPER PLIERS	91
60 PC 1/4"DR. RATCHET BIT HANDLE SET	103	ENERGY SAVINGS TYPE - LINESMAN PLIERS	91
65 PC 1/4" & 3/8"DR. SOCKET SET (METRIC & S.A.E.)	29	ENERGY SAVINGS TYPE - LONG NOSE PLIERS	91
76 PC 1/4" & 1/2"DR. SOCKET WRENCH SET (METRIC)	30	ENGINEER HAMMER WITH WOOD HANDLE	119
80 PC 1/4"DR. RATCHET BIT HANDLE SET	103	EXTRA LONG BALL POINT HEX KEY (METRIC)	113
86 PC 1/4" & 1/2"DR. SOCKET SET (METRIC)	29	EXTRA LONG HEX KEY (METRIC)	113
98 PC TOOL STORAGE AND TRAY SET	141	FINISHING HAMMER WITH WOOD HANDLE	119
120 PC 1/4" & 3/8" & 1/2"DR. SOCKET WRENCH SET (METRIC & S.A.E.)	30	FLEX HEAD WRENCH	77
150 PC 1/4 & 3/8 & 1/2"DR. SOCKET WRENCH SET (METRIC & S.A.E.)	31	FLARE NUT WRENCH (S.A.E.) / (METRIC)	78
212 PC TOOL STORAGE AND TRAY SET	141	FLEX HEAD RATCHETING WRENCH (S.A.E.) / (METRIC)	16
246 PC TOOL STORAGE AND TRAY SET	142	FLEX-SOCKET WRENCH	78
ADJUSTABLE WRENCH	77	GASKET SCRAPER	127
ADJUSTABLE WRENCH WITH DIPPING GRIP	77	GERMANY TYPE SNAP RING PLIERS	90
ALUMINUM TOOL BOX 16"	134	GO THROUGH PHILLIPS SCREWDRIVERS	105
ANVIL DOLLY	126	GO THROUGH SLOTTED SCREWDRIVER	105
AUTO VOLTAGE TESTER	145	GREASE COUPLER	127
AUTOMATIC WIRE STRIPPER	95	GROOVE JOINT PLIERS	85
AVIATION TIN SNIPS	94	HACK SAW	145
BALL PEIN HAMMER - FIB GLASS	118	HARD PLASTIC HAMMER HEAD	120
BALL PEIN HAMMER - WOOD HANDLE	119	HAWK SAW FRAME W/CARBON STEEL BLADE	146
BALL POINT HEX KEY (METRIC)	113	HEAVY DUTY CRIMPING TOOL	93
BI-METAL SAW BLADES	146	HEAVY DUTY NON-INSULATED CRIMPING TOO	93
BOLT CUTTER	96	HEAVY DUTY SQUARE STEEL BENCH VISES	145
CABLE FERRULES CRIMPING TOOL	92	HEAVY SHRINKING HAMMER	117
C-CLAMP LOCKING PLIERS	89	HEX KEY (METRIC)	113, 114
CENTRE PUNCH	117	HIGH PRESSURE FLEXIBLE NYLON HOSE	127
CHAIN CLAMP LOCKING PLIERS	89	HYDRAULIC BOTTLE JACK	129
CLAW HAMMER - FIB GLASS	118	INSULATED DIAGONAL PLIERS	85
CLAW HAMMER - WOOD HANDLE	119	INSULATED LONG NOSE PLIERS	85
COAX CRIMPING TOOL	93	INSULATED PHILLIPS SCREWDRIVER	107
COLD CHISEL	117	INSULATED SLOTTED SCREWDRIVER	107
COMBINATION RATCHETING WRENCH (S.A.E.) / (METRIC)	15	JUMBO COMBINATION WRENCH (S.A.E.) / (METRIC) SAND BLAST FINISHED	74
COMBINATION WRENCH (S.A.E.) / (METRIC)	74	LIGHT SHRINKING HAMMER	118
CROSS WRENCH	125	LINESMAN PLIERS	84
CURVED DOLLY	126	LONG NOSE LOCKING PLIERS	88
CURVED JAW LOCKING PLIERS	87	LONG NOSE PLIERS	84
CURVED PEIN & FINISHING HAMMER	118	LONG RAM JACK-PORTABLE HYDRAULIC EQUIPIVBAT	129
DETECTING SCREWDRIVER	125	LONG TAMPER-PROOF TORX® WRENCH HEX KEY	114
DIAGONAL CUTTING PLIERS	84	L-SHAPED TIRE WRENCH	31
DOUBLE BOX END WRENCH (S.A.E.) / (METRIC)	76	MAGNETIC BIT SCREWDRIVER	105
DOUBLE BOX RATCHETING WRENCH (S.A.E.) / (METRIC)	15	MAGNETIC PICK-UP TOOL	34
DOUBLE OPEN END WRENCH (S.A.E.) / (METRIC)	75	METAL SHEET CLAMP LOCKING PLIERS	88
		MINI HACKSAW	145

Description	Page	Description	Page
MINI TOOL TROLLEY	133	TRAY SET - 36PC 3/8" & 1/2"DR. IMPACT SOCKET SET	
MINI TUBING CUTTER	97	(METRIC)	140
MINIATURE BENT NOSE PLIERS	86	TRAY SET - 4PC PLIERS SET	139
MINIATURE DIAGONAL PLIERS	87	TRAY SET - 4PC SNAP RING PLIERS SET	139
MINIATURE END NIPPERS PLIERS	87	TRAY SET - 59PC 1/4"DR. SOCKET SET (S.A.E.)	142
MINIATURE FLAT NOSE PLIERS	87	TRAY SET - 5PC ADJUSTABLE WRENCH AND PLIERS SET	139
MINIATURE LONG NOSE PLIERS	86	TRAY SET - 66 PC 1/4"DR. SOCKET SET (METRIC)	137
MODULAR CONNECTOR CRIMPING TOOL	94	TRAY SET - 10PC WRENCH SET (METRIC)	137
NUT DRIVER	104	TRAY SET - 13PC SCREWDRIVER SET	140
OIL FILTER PLIERS	127	TRAY SET - 14PC RATCHETING COMBINATION WRENCH SET	
PHILLIPS SCREWDRIVER	104	(S.A.E.)	143
PICK & FINISHING HAMMER	118	TRAY SET - 19PC RATCHETING COMBINATION WRENCH SET	
PIN PUNCH	117	(METRIC)	138
PIPE WRENCH	79	TRAY SET - 21PC 1/2"DR. SOCKET SET (SAE)	143
PISTON RING COMPRESSORS	128	TRAY SET - 25PC 1/2"DR. SOCKET SET (SAE)	143
PLASTIC CUTTING PLIERS	92	TRAY SET - 26PC 1/2"DR. SOCKET SET (METRIC)	140
PLASTIC CANTILEVER TOOL BOX 15"	135	TRAY SET - 27PC 1/2"DR. SOCKET SET (METRIC)	137
PLASTIC TOOL BOX	134, 135	TRAY SET - 27PC COMBINATION WRENCH (SAE) &	
PVC CUTTER	97	HEX KEY SET	143
RATCHETING BIT HANDLE	105	TRAY SET - 29PC 3/8"DR. SOCKET SET (S.A.E.)	142
REVERSIBLE RATCHETING WRENCH (S.A.E.) / (METRIC)	16	TRAY SET - 30PC COMBINATION WRENCH (METRIC) &	
ROLLING TOOL TROLLEY	133	HEX KEY SET	138
ROTATING HANDLE HYDRAULIC FLOOR JACK	129	TRAY SET - 33PC 3/8"DR. SOCKET SET (METRIC)	137
RUBBER HEAD DEAD BLOW HAMMER	120	TRAY SET - 8PC COMBINATION WRENCH SET (METRIC)	138
SATA DISPLAY SHELF	146	TRAY SET - 8PC FILE SET	139
SCISSORS JACK	129	T-SERIES DUAL HEAD SCREWDRIVER	106
SCRAPER WITH WOOD HANDLE	126	T-SERIES PHILLIPS SCREWDRIVER	106
SELF ADJUSTING CUTTER STRIPPER	95	T-SERIES POZI SCREWDRIVER	106
SLIP JOINT PLIERS	85	T-SERIES SLOTTED SCREWDRIVER	106
SLOTTED SCREWDRIVER	104	TUBING CUTTER	97
SNAP RING PLIERS	89	TWO WAY OIL FILTER WRENCH	127
SOCKET ADAPTER W/QUICK RELEASE	17	UNIVERSAL BALL JOINT PULLER	125
SOCKET DISPENSER	146	UTILITY TROLLEY	133
SOFT PLASTIC HAMMER HEAD	120	VALVE SEAL RING PLIERS	128
SPOON DOLLY	126	VOLTAGE DETECTOR (POCKET MODEL)	145
STANDARD BUMPING HAMMER	117	WELDING CLAMP LOCKING PLIERS	88
STRAIGHT JAW LOCKING PLIERS	88	WIRE & CABLE CUTTING PLIERS	92
STRAIGHT PATTERN SNIPS	96	WIRE STRIPPER W/CUTTER PLIERS	95
STRAIGHT PEIN & FINISHING HAMMER	118	X-BEAM® COMBINATION WRENCH (S.A.E.) / (METRIC)	73
STUBBY WRENCH (METRIC)	79	XL LOCKING FLEX HEAD RATCHETING WRENCH (S.A.E.) /	
TAB CONNECTOR CRIMPING TOOL	93	(METRIC)	17
TAPE MEASURE	145	XL X-BEAM® RATCHETING WRENCH (METRIC)	14
T-HANDLE 6PT. SOCKET	78	XL X-BEAM® RATCHETING WRENCH (S.A.E.)	14
T-HANDLE BALL POINT HEX KEY (METRIC)	114		
T-HANDLE HEX KEY (METRIC)	114		
TOE DOLLY	126		
TOOL CHEST	132		
TORX® SCREWDRIVER	104		
TRAY SET - 10PC DOUBLE BOX END WRENCH SET (METRIC)	138		



LIFETIME WARRANTY

All SATA Products (unless otherwise stated) are fully warranted against manufacturing default including faulty materials and workmanship, subjected to being used for its intended purpose and allowing for fair wear and tear.

Defective tools will be repaired and/or replaced at SATA's discretion free of charge. They should be held by buyers or returned for inspection to the factory upon request.

This lifetime warranty does not extend to products that have been improperly used, altered, abused or repaired by others. Rustiness after usage, electroplate desquamation, surface scraped or plastic handle damage are not within warranty range. Damage in the packaging is also out of warranty range.

WARRANTY INFORMATION

The obvious dent or electroplate desquamation indicates that a pipe wrench or hammer (or other form of "cheater") has been abused on this ratchet. Please use a larger size of ratchet to increase the leverage of any wrench.




The obvious slippage on socket end or crack on socket wall indicates that this impact tools has been used on this socket. When you are working with impact tools, please choose **SATA** impact sockets with black coat.



The breach of handle, blade chip-off and bent shanks are the results of using screwdriver as a pry bar, punch or chisel.



Distort or breach on the wrench is also result of using the wrench as a pry bar. Please use the right pry bar for prying.



Torx® is a registered trademark of Acument Intellectual Properties, LLC.

Authorized Distributor:

